

F



Your
child
is our
CUS



SAGINAW
PREPARATORY
A C A D E M Y

2007-08 ANNUAL EDUCATION REPORT



THE LEONA GROUP, L.L.C. • *A new kind of public school*® • Chartered by Saginaw Valley State University

Saginaw Preparatory Academy

2007-08 Annual Education Report

School information

Contact information

5173 Lodge St.
Saginaw, MI 48601
989.753.9600
www.leonagroup.com/saginawprep

Year opened

1997
The Leona Group began managing the academy in July, 2004.

Grades

preK-7, adding grade 8 in 2008-09

School leadership

Pamela Williams, school leader

Current board of directors

Harold Tivis, president
Samuel Jackson, *vice president*
Jason Rueda, secretary
Donovan Pitre, *treasurer*
Barbara Littles, Esq.
Stephanie Ford
Eugene Seals, Jr.

Chartered by Saginaw Valley
State University

Ron Schneider, *director*

Managed by The Leona Group, L.L.C.

Mission

The mission of Saginaw Preparatory Academy is to prepare students for academic excellence and responsible citizenship.

Local school district

Buena Vista Schools

Intermediate school district

Saginaw ISD

Accreditation

The academy meets the state's standards for accreditation.

At Saginaw Preparatory Academy, our focus is on every child's individual needs. Every child receives the personalized attention needed to learn and grow. Learning is fun in our quality core academic program that includes a special focus on computers and technology. Our students love the nurturing, one-on-one attention – and our parents love the results!

Recognized and commended by the Michigan Department of Education, Saginaw Preparatory Academy continues to exhibit academic excellence.

The academy, known for its small class sizes, family atmosphere and high standards, is located on Saginaw's west side and offers transportation, full-day pre-kindergarten and kindergarten.

Highlights from 2007-08 include:

- The academy continued to meet student academic needs, posting solid proficiency on MEAP assessments, with scores exceeding state AYP targets, showing that Saginaw Prep is a premiere educational choice for area families.
- The academy achieved Annual Yearly Progress (AYP) status under No Child Left Behind (NCLB) and earned a "B" School Report Card Grade from the Michigan Department of Education.
- The academy was granted a five-year charter extension by its authorizer, Saginaw Valley State University.
- Thanks to ongoing support from Saginaw Valley State University, the school continued to implement the university's curriculum and use Scantron, a computer-based tool used to track student achievement.
- Five students were inducted into Delta Dreamz, a college preparatory program hosted by Delta College.
- In response to the academy's reputation for academic excellence in a nurturing and safe environment, academy enrollment increased 14% for the 2007-08 year.

Enrollment process

- Saginaw Preparatory Academy is a free, public school academy and adheres to all requirements outlined by its charter authorizer and federal and state law regarding enrollments.
- Current students are given the opportunity to re-enroll in late winter, with preference given to them and their siblings.
- The school holds an advertised open enrollment period in the spring, during which any Michigan resident may apply.
- In the event that any grade is over-subscribed a public lottery is held to determine enrollment and a waiting list.
- The academy does not charge tuition nor discriminate in admissions policies or practices on the basis of intellectual or athletic ability, measures of achievement or aptitude, status as a handicapped person, religion, creed, race, sex, color or national origin.
- The academy identifies, evaluates and services all children in the school who may have disabilities. For more information regarding assistance for students with disabilities or if you suspect your child may have a disability, please contact the school leader.



Xavier Durham, grade 1 student, and Mr. Gregory Baugh, paraprofessional.



Lorenzo Garcia, grade 2 student, and Ms. Tammy Henderson, grade 2 teacher.



Dymrion Brown, grade 7 student, and Adaria Wilson, grade 6 student, receive help from Mr. Hall, instructional specialist.



Heaven Skinner, pre-K student, and Mr. Perkins, support staff.

School safety

The safety of students, families, staff and visitors at Saginaw Preparatory Academy is paramount. The school has instituted a comprehensive and proactive school safety and emergency management program that was thoroughly communicated to staff, students and parents/guardians. This program includes, but is not limited to:

- Student code of conduct
- Emergency action plan
- School behavior policies and procedures
- School safety policies and procedures

The school adhered to all state and federal laws with regards to safety and safety drills and holds a current certificate of occupancy for school use. In addition, the school instituted the Mission Possible program for students in grades 3-5 and positive-peer programs. The Buena Vista Police Department presented a school safety program and the Playing it Safe program was sponsored by the Child Abuse and Neglect council.

Professional development

- All Saginaw Preparatory Academy teachers are certified and all teachers and classroom assistants are highly qualified as mandated by No Child Left Behind.
- Staff participated in strategically planned professional development opportunities throughout the school year for all grade levels and subject areas.
- The school's management company, The Leona Group, offered extensive professional development to curriculum coaches, school leaders and faculty through its company-wide Quality Schools Initiative. Topics included: Using Data for School Improvement, Deb Wahlstrom; unpacking the standards; special education law; training on the new school improvement initiatives from the state template; Response to Intervention (RTI), brain-based best practices for comprehension, writing workshops; Positive Behavior Support (PBS); formative and summative assessment; rigor and relevance; improving the relationship gap between staff and students; technology; keeping schools safe; professional learning communities and perception surveys.
- Also as part of the Quality Schools Initiative, extensive school and teacher observations were conducted to assess the school's professional development needs.
- Through an ongoing collaboration with the school's authorizer, the school leader and staff participated in various opportunities through Saginaw Valley State University including mathematics and English language arts curriculum workshops.
- Other staff development opportunities included :
 - MAPSA Conference
 - Office manager training
 - First Grade Conference
 - Kindergarten Conference
 - Resource teacher training
 - Educational leadership workshop
 - ED Yes Conference
 - MEAP preparation workshops

A quality education

Each child at the academy received personalized instruction and the staff effectively adapted the curriculum to meet the needs of a variety of individual learning styles and intellectual strengths.

The academy's curriculum, which is made available to all students and can be reviewed at the school, was developed by Saginaw Valley State University and is aligned to Michigan standards. This quality curriculum promotes mastery of all core subjects: math, English language arts, social studies and science. One-hundred percent of core academic subjects, elementary and middle school classes were taught by highly qualified teachers.

The academy also recognizes that, to be competitive, students must have essential skills in computers and technology. Therefore, technology is an integral part of the learning experience. The school offers two state-of-the art computer and technology labs, one fully mobile technology lab and every classroom is computer equipped. The academy has an updated technology plan on file with the state that complements the instructional program.

The school leader also served in the capacity of curriculum coach and worked closely with teachers and administrators to plan, pace and assess curriculum to ensure its quality and alignment with state standards. The school also assessed its curriculum through state and standardized tests. Additional methods of ensuring compliance with outlined curriculum standards included lesson plan monitoring, classroom observation and submission of classroom goals to the school leader.

Extracurricular activities

A well-rounded learning experience was provided to students at Saginaw Preparatory Academy again this year. In addition to the academically challenging and balanced curriculum, the academy offered extracurricular activities and field trips. Among them:

- Boys and girls basketball
- Cheerleading
- After-school tutoring
- Mission Possible life skills program
- Positive Peer Program
- Foster Grandparents
- Male mentoring
- MEAP Quiz Bowl
- Safe & Drug Free Program
- Amachi Program, support for families of parents who are incarcerated

School Report Card

Education Yes! Grade	Adequate Yearly Progress Status	School Phase 2007-08
B	Made AYP	0

School improvement planning

The decision-making process at the academy involved school administrators, teachers and staff in planning and implementing changes. The school improvement team is the instrument which provided the impetus for substantial educational change at the academy. By using a variety of thought-provoking strategies, the team made recommendations for implementation by the entire school community.

School improvement team

- School leader
- Teachers
- Classroom assistants
- Parents
- Board members

Goals and progress

The Curriculum Management Plan (CMP) is the vehicle for reaching school improvement goals. The plan is based on the belief that all students are capable of learning and displaying high levels of achievement. It also honors the belief that students learn in different ways through varying learning styles and multiple intelligences and in different time frames. Thus, while the curriculum holds high

By the numbers

Enrollment	214
Returning students	
2007-08	87%
Waiting list	None
Free & reduced lunch	88%
Students with disabilities	
17% of student population, served within an inclusive environment	
Student demographics	
Black/African-American.....	87%
Hispanic/Latino.....	9%
Caucasian.....	3%
Other	1%
Attendance rate	95%
Student-teacher ratio	
2007-08	24:1
Hours of instruction	1167
School administrators	2
Teaching staff	
9, with 100% highly qualified, which is defined by No Child Left Behind Act as being certified and teaching in their area of college study or successful completion of a state test	
Classroom assistants	
9, with 100% highly qualified, which is defined by No Child Left Behind Act as having at least two years of higher education or successful completion of a state test	
Support staff	
17, including office staff, transportation, custodial staff, food service, pre-school, substitute teachers and other services contracted as needed	
Parents may request information on the professional qualifications and certifications of their children's teachers from the school office.	
Parent-teacher conference attendance	
2007-08	47%

expectations for all students, it is understood that mastery of content will require a variety of teaching strategies and learning experiences. The CMP conveys the intent of the leadership and guides the development, scope, alignment and evaluation of the written curriculum in all subject area. It also ensures quality control of the designed and delivered curriculum

Goal 1: Increase the number of students achieving proficiency in writing on the MEAP test by 10%.

Progress: Student proficiency on the MEAP ELA test was solid once again this year, far exceeding state AYP targets and state averages at all grade levels. In writing, grades 3, 4 and 6 showed marked improvements of 29, 26, 29 points, respectively, contributing to the overall attainment of this goal. Grade 7 was tested for the first time and 100% of students were proficient.

Goal 2: Increase the number of students achieving proficiency in reading on the MEAP test by 10%

Progress: Student proficiency on the MEAP ELA test was solid once again this year, far exceeding state AYP targets and state averages at all grade levels. In writing, grades 4, 5 and 6 demonstrated gains and posted proficiency at 94%, 100% and 100%, respectively. Grade 3 students were 88% proficient and grade 7 students, tested for first time, were 85% proficient.

Goal 3: increase the number of students achieving proficiency in math on the MEAP test by 10%.

Progress: Overall, 98% of elementary and 100% of middle school students scored proficient in math, far exceeding state AYP targets. Level one proficiency was 54% for elementary grades and 92% for middle school grades. Marked improvements were realized at all grades; grades 3, 4, 6 and 7 were 100% proficient.

Goal 4: Maintain the number of students achieving proficiency in science on the MEAP.

Progress: Grade 5 students were 95% proficient in science.

Goal 5: Increase the number of students achieving proficiency in social studies on the MEAP by 10%.

Progress: 100% of students were proficient in social studies.

Parent involvement

Saginaw Preparatory Academy values parent participation as an essential component of the education experience. The academy board adopted and approved a Parental Involvement Plan in 2005 and encourages participation at many levels. Members of the academy parent group actively volunteer in the classroom and at the school on special projects, field trips, athletic events and other school events including:

- National Parent Involvement Day
- Family Fun Night
- Parent vs. Student volleyball tournament
- Parent workshops: Reading Discovery, Computers 101, Basic Mathematics, MEAP
- Open House
- Athletic banquet
- Title 1 workshop
- Parent Organizational meeting
- Pre-K and kindergarten parent meetings
- Pre-K annual Thanksgiving dinner
- Pre-K end of the year celebration
- Curriculum Night
- Monthly School Improvement Planning (SIP) sessions
- MEAP parent workshop series; topics include MEAP preparation and data analysis

Financial report

A statement of revenues and expenses for July 1, 2007 through June 30, 2008 is listed below. Additional financial information is available from the academy. The auditor's report is being conducted at this time.

Revenues

School foundation	\$1,576,552
Food services	137,942
Grants-federal.....	401,575
Grants-state.....	228,979
Other.....	6,082
Total revenues	\$2,351,130

Expenses

Salaries and fringe benefits	\$1,104,520
Purchased services	562,287
Materials and supplies	196,979
Other.....	352,290
Total expenses	\$2,216,076

Retained earnings

at beginning of year \$177,521

Balance as of

June 30, 2008..... \$312,575

Parent survey results

Respondents: 57, representing 30.7% of the student body

Overall, I rate this academy as a good school	100%
My child is getting a good education at this academy	100%
My child is safe and secure at this academy	100%

Parent comments

"I am very grateful to the staff and appreciate everything that this school has done for my kids."

"I consider the staff and children at this school a second family. Not only does the staff care about my children but us parents too. We've had teachers and the school leader help us during tough times."

"I love the fact that they keep me informed about her progress and they are so patient. They are really great."

"This academy has made a big difference in my son's life and I am very pleased to have him as a student there."

Community involvement

Quality partnerships with local businesses and community organizations connect the academy with the Saginaw community and broaden experiences for its children. The community played an integral role in providing resources for continued improvement.

Through Delta Dreamz, five students in grade 6 were invited to participate in a college preparatory program at Delta College. Students attend monthly meetings and Saturday workshops. Students who remain in the program through high school will receive college-level courses and possible scholarships.

Additional community initiatives and partnerships included:

Playing it Safe sponsored by the Buena Vista Police Department
SVSU reading camp scholarships
Fire prevention and safety, presented by the Buena Vista Fire Department
Play-n-Stay daycare
Boys & Girls Club
Boy Scout food drive
Informational meetings at local libraries
Athletic department bake sale with community volunteers
Male Mentor program for young men in grades 2-7
SVSU partnership office

Assessment information

MEAP frequently asked questions

Q: What does MEAP stand for?

A: It's an acronym for the Michigan Educational Assessment Program.

Q: What is the purpose of the test?

A: The MEAP measures student performances against state standards in reading, writing, mathematics, science and social studies.

Q: Who takes the test?

A: Students in grades 3-9 and 11 take the MEAP test. Students in grades 3-8 and 11 take both the math and English language arts tests. In addition, students in grades 5, 8 and 11 are tested in science; grades 6, 9 and 11 are tested in social studies.

Q: Is the same test administered every year?

A: As the state's standards change or as content areas are shifted from grade to grade for testing, major changes are made to the test.

Q: Why is there no data for some of the categories?

A: MEAP results are compiled and reported for groups that contain 10 or more tested students. By doing this, the confidentiality of individual student performance is maintained.

2007-08 MEAP and supplemental test data is attached as part of this report and/or the full version of the annual education report for this academy has been posted to the Internet at: www.leonagroup.com/saginawprep



SAGINAW
PREPARATORY
A C A D E M Y

Pamela Williams, *school leader*
5173 Lodge St.
Saginaw, MI 48601
989.753.9600

www.leonagroup.com/saginawprep

THE GOLDEN PACKAGE

Of Data Analysis Reports for MEAP and MME
(Annual Report Version)



The Leona Group

SAGINAW PREPARATORY ACADEMY

Grades 3 through 7 for 2007-08

THE GOLDEN PACKAGE

of Data Analysis Reports for MEAP and MME
(Annual Report Version)



PURPOSE OF THE ANNUAL REPORT GOLDEN PACKAGE

The **Golden Package™** (Annual Report Version) is a set of charts and graphs that have been designed to help meet the reporting requirements of P.A. 25 and No Child Left Behind. The data is consistent with the reporting protocols for Michigan.

ORGANIZATION OF REPORTS

This package groups data by the Building of Instruction (i.e.; "feeder school") as opposed to the building that administered the tests. According to MDE guidelines, testing data for students that did not have a Building of Instruction specified is credited toward the testing school.

All reports are organized by content area (Language Arts, Reading, Writing, Mathematics, Science and Social Studies). At the head of each content area is the **Percentage of Students in Each Proficiency Level, by Subgroups of Students, with AYP Targets** report. This report separates Elementary (grades 3-6), Middle (grades 7-9) and High School (Class of 2008) testing data and compares the achievement levels to the state's AYP targets. Next is the **Aggregated Assessment Data Across Grades** report, displayed for all students as well as each NCLB subgroup.

Following these reports are two reports that group by each specific grade level test: **Percentage of Students in Each Proficiency Level, by Subgroups of Students** and **Percentage of Students Scoring in Proficient Levels on Test, Grouped by Instructional School, District and State**.

The reports within this package are specific to PA.25 reporting and should not be used as guides for analyzing achievement and improvement. Please refer to our standard Golden Package for reports designed for the improvement process.

Note that since the shift from testing in only particular grade levels to testing at all grade levels, the MDE uses the **Proficiency Index** method for determining whether each district meets Adequate Yearly Progress targets. This determination is made at each grade level instructed at each building, for both the entire testing population (i.e.; "All Students") as well as each reported NCLB subgroup. Refer to the **Aggregated Assessment Data Across Grades** report to see if AYP targets were met. Reports within this package with combined grade level proficiency rates are for informational purposes only and are not to be used for the determination of meeting or not meeting AYP requirements.



EDUCATION YES! - DATA USED FOR REPORTS

All reports within this package use the "Education YES!" inclusion criteria. Reports are set to match criteria specified by the MDE. This inclusion criteria also includes additional conditions on Language Arts and Mathematics in order to conform to federal No Child Left Behind guidelines. Not all tests administered are included in these reports. Particular tests may be ignored for reporting under certain conditions. These conditions are generally referred to as "exclusion factors" (listed below), and will result in their not appearing on reports nor being averaged into aggregate numbers and percentages on reports.

LIST OF EXCLUSION FACTORS USED IN EDUCATION YES! REPORTS

- No Proficiency Level Reported
- Marked as NOT TESTED, Absent, or Not Available
- Marked as Less Than a Full Academic Year
- Marked as Parent Exempt
- Marked as Unethical
- Marked as Home School
- Marked as Post-Graduate
- EXCL marked or INCL not marked (2000-01 and 2001-02 school years)
- High School tests include the BEST score from amongst all administrations (starting in 2005-06, Math and Language Arts include only the BEST score from amongst tests administered in the 10th and 11th grade)

Note that statewide aggregate figures within this package are not exact but an approximation within 1% of the actual numbers and include all students tested, regardless of the aforementioned exclusion factors.

PROVISIONALLY PROFICIENT STUDENTS

Starting with results from the 2004-05 school year and the Class of 2006, the MDE began using a confidence interval for calculating Math and Language Arts AYP proficiency rates. This confidence interval is equal to two times the standard error of measurement, which varies depending on the test and the test form. Students that technically were scored as not proficient, but are within this confidence interval of the proficiency cutoff are considered to be **provisionally proficient** for AYP calculations. This package takes this into consideration when reporting proficiency rates and levels on most Language Arts and Math reports. Although these students technically scored Level 3 (Basic), they are displayed as Level 2 (Proficient) within this package. Please note that any statewide aggregate figures do not take provisionally proficient status into consideration but report on all tests administered throughout the state based on traditional proficiency levels as reported in the released data.

ALTERNATE ASSESSMENTS

The state includes Michigan's alternate assessment tests (MI-Access) in reporting Language Arts and Mathematics proficiency levels. The USDOE ruled recently that the MI-Access Participation and Supported Independence tests cannot count towards Adequate Yearly Progress. Only the Functional Independence tests may count as an appropriate alternate assessment to the MEAP. In addition, the Functional Independence test is subject to a limit of counting no more than 1% of the tested population within each district as proficient on alternate assessments (the "AYP 1% Rule"). For districts that have exceeded the 1% limit, there is a complicated algorithm for determining exactly which students' assessments should be counted as not proficient due to the limit. And which assessments are counted as not proficient also have a trickle-down effect on all AYP calculations for the buildings and subgroups for which those excluded students belong.

Due to the complicated nature of applying the 1% limit, the appeals process for exempting particular students from the limit, plus the generally small fraction of the entire testing population that take alternate assessments, **we have chosen to not include any MI-Access results within the data reported in this package**. Although this can cause variance between this package and what the MDE uses in overall rates used to measure Adequate Yearly Progress, we do not believe that it will present a *significant* difference.

A NOTE ABOUT ACCURACY

For the basis of these reports we have attempted to include information as intact as possible. This information has been derived from various sources, including published MEAP and MME results from student data and research files. While we have attempted to make these reports as accurate as possible, there are factors that can negatively affect their accuracy. One of the most important factors is the issue of attributing longitudinal testing data to the appropriate students in the system in order to identify the BEST score from amongst multiple administrations of high school level tests. We use special routines to consolidate student information and identify these. Successline has developed and improved these consolidation algorithms over the decade that we have been working with standardized testing data. However, faulty or missing student demographic information can interfere with the accuracy of this process.

Also note that any appeals for particular students that may have been made to the MDE will not be reflected in the published data, so will not be reflected in this package.

JUST IN CASE YOU HAVE QUESTIONS

We hope you'll call if you have questions about any of your reports or the process of getting those reports. We want your questions and we're always happy to answer them. Please contact Mark Wahlstrom through one of the following methods:

Telephone:	757-539-6513
Fax:	757-539-6523
E-mail:	Mark.Wahlstrom@successlineinc.com



THE GOLDEN PACKAGE

Of Data Analysis Reports for MEAP and MME
(Annual Report Version)



The Leona Group

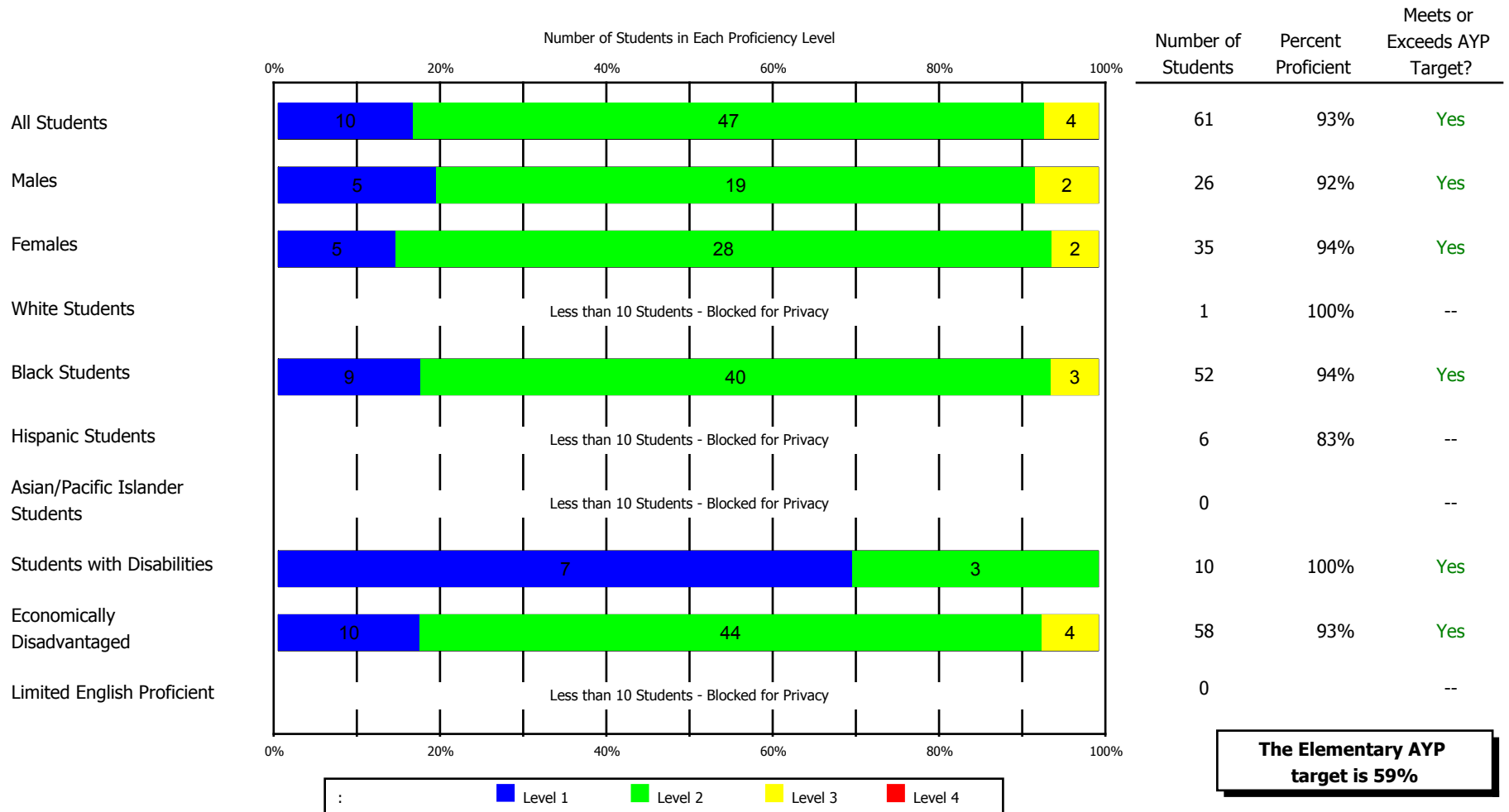
SAGINAW PREPARATORY ACADEMY

Language Arts

Grades 3 through 7 for 2007-08

Percentage of Students in Each Proficiency Level, by Subgroups of Students, with AYP Targets

The Leona Group Saginaw Preparatory Academy Elementary (Grades 3-6) Language Arts • 2007-08



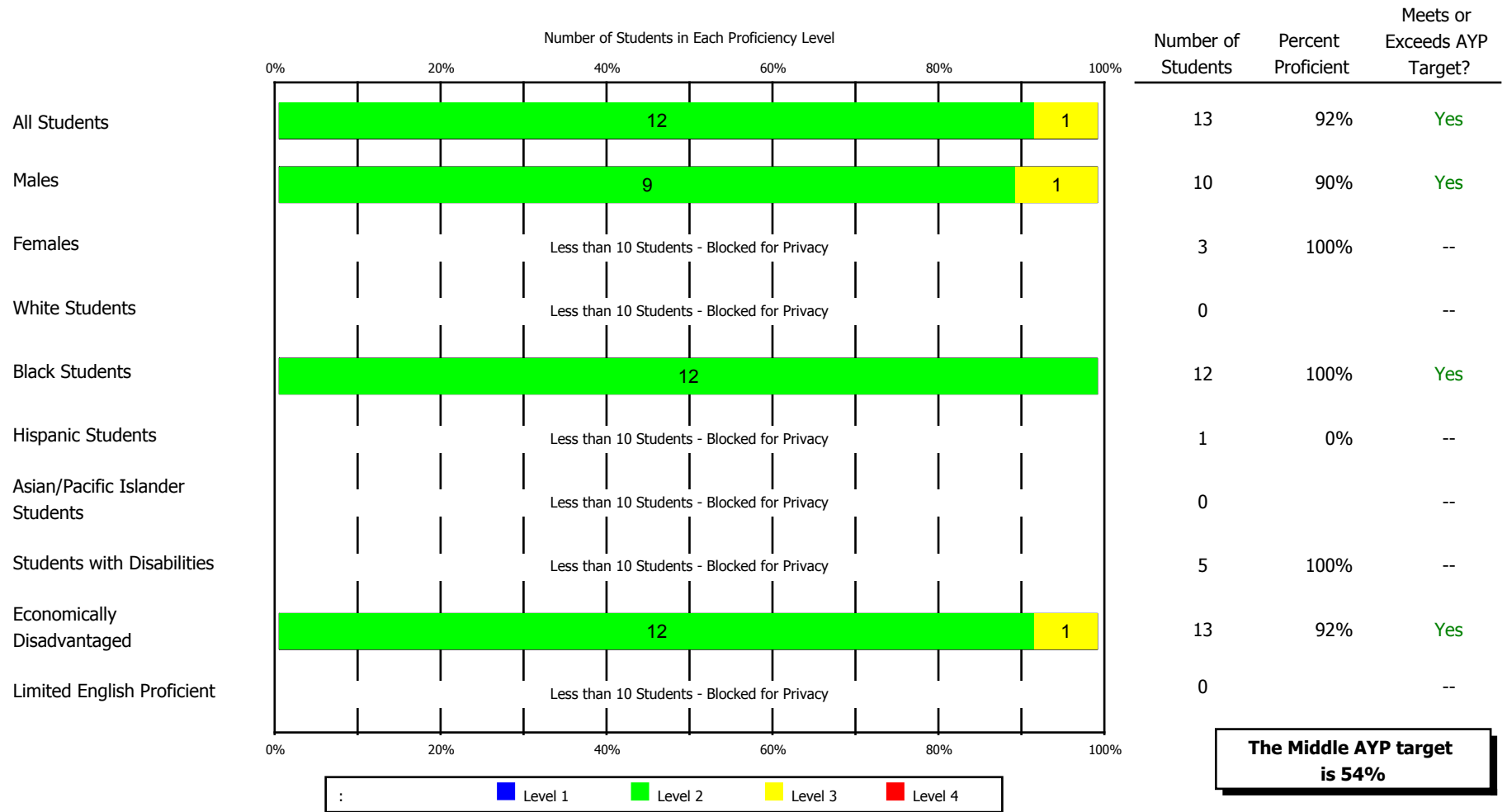
The Elementary AYP target is 59%

QuickFinder Code:
PLSUBJ25

"Provisionally proficient" students are included in Level 2. Note that this report is for informational purposes only. Due to testing at all grade levels, you must use the Proficiency Index method for calculating whether a school or district meets the AYP target. Refer to the [Aggregated Assessment Data Across Grades](#) report later in this package.

Percentage of Students in Each Proficiency Level, by Subgroups of Students, with AYP Targets

The Leona Group Saginaw Preparatory Academy Middle (Grades 7-8) Language Arts • 2007-08

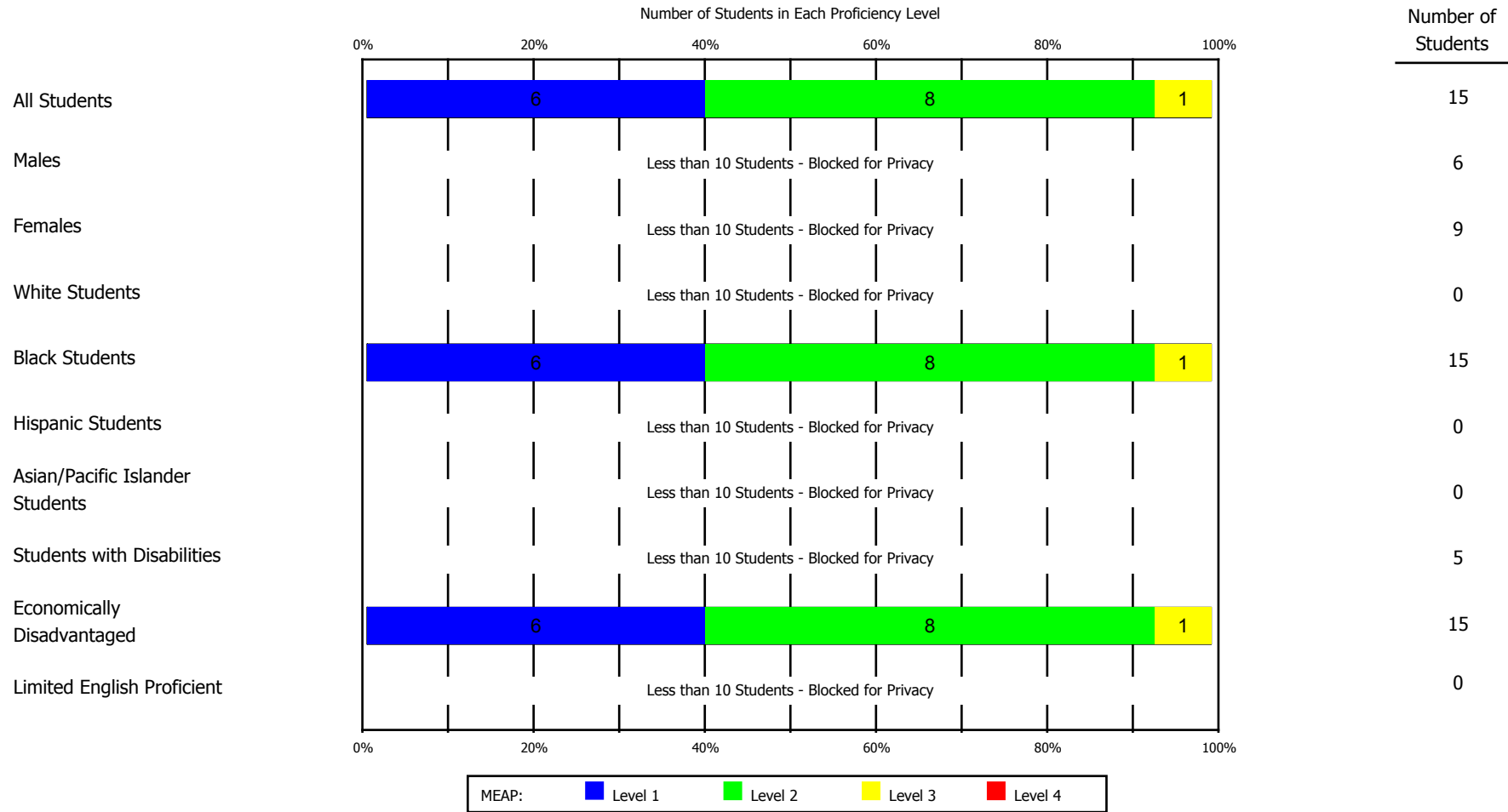


"Provisionally proficient" students are included in Level 2. Note that this report is for informational purposes only. Due to testing at all grade levels, you must use the Proficiency Index method for calculating whether a school or district meets the AYP target. Refer to the [Aggregated Assessment Data Across Grades](#) report later in this package.

QuickFinder Code:
PLSUBJ25

Percentage of Students in Each Proficiency Level, by Subgroups of Students

The Leona Group Saginaw Preparatory Academy MEAP Grade 3 English Language Arts • 2007-08

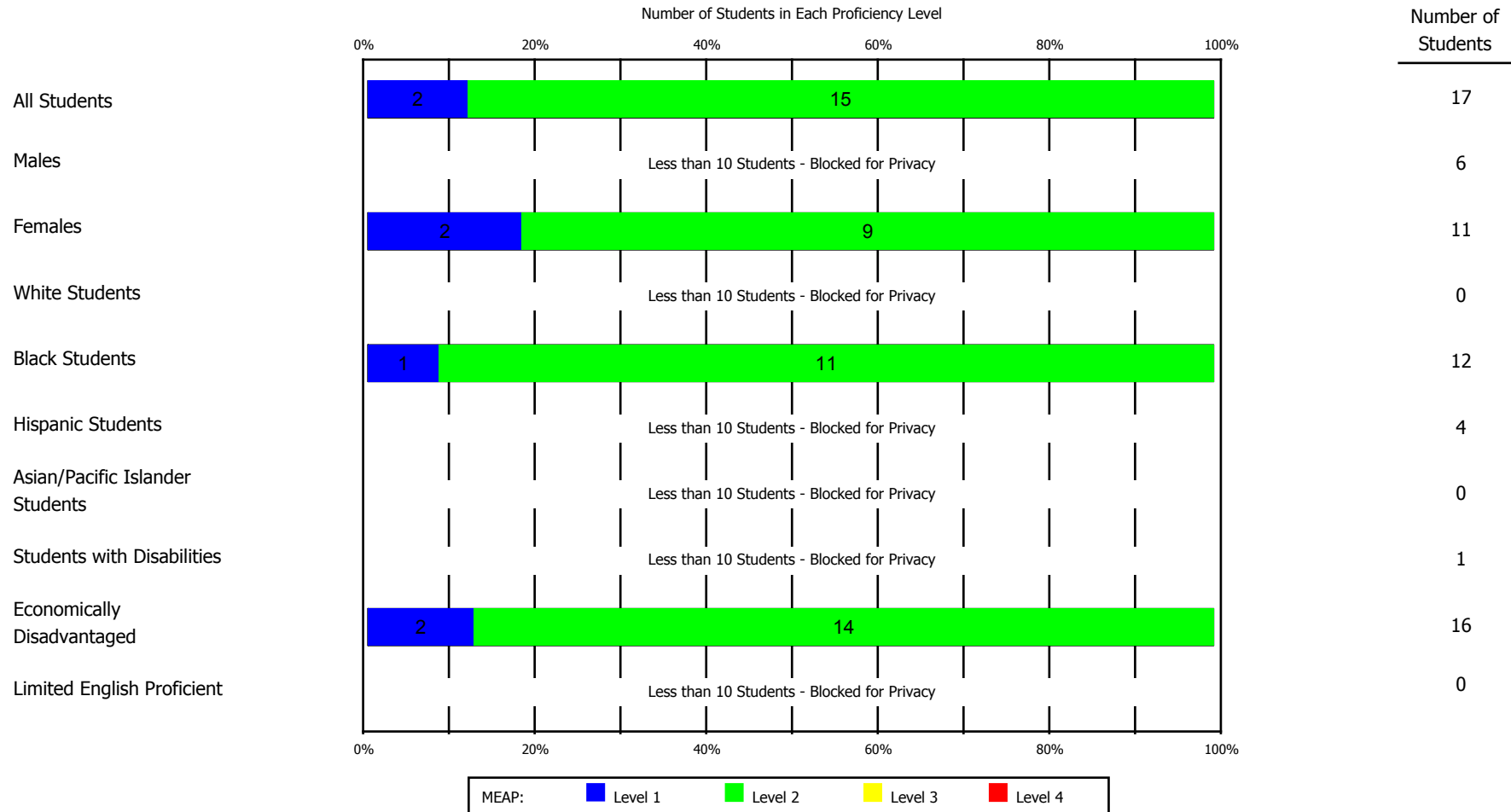


"Provisionally proficient" students are included in Level 2.

QuickFinder Code:
PLSUB

Percentage of Students in Each Proficiency Level, by Subgroups of Students

The Leona Group Saginaw Preparatory Academy MEAP Grade 4 English Language Arts • 2007-08

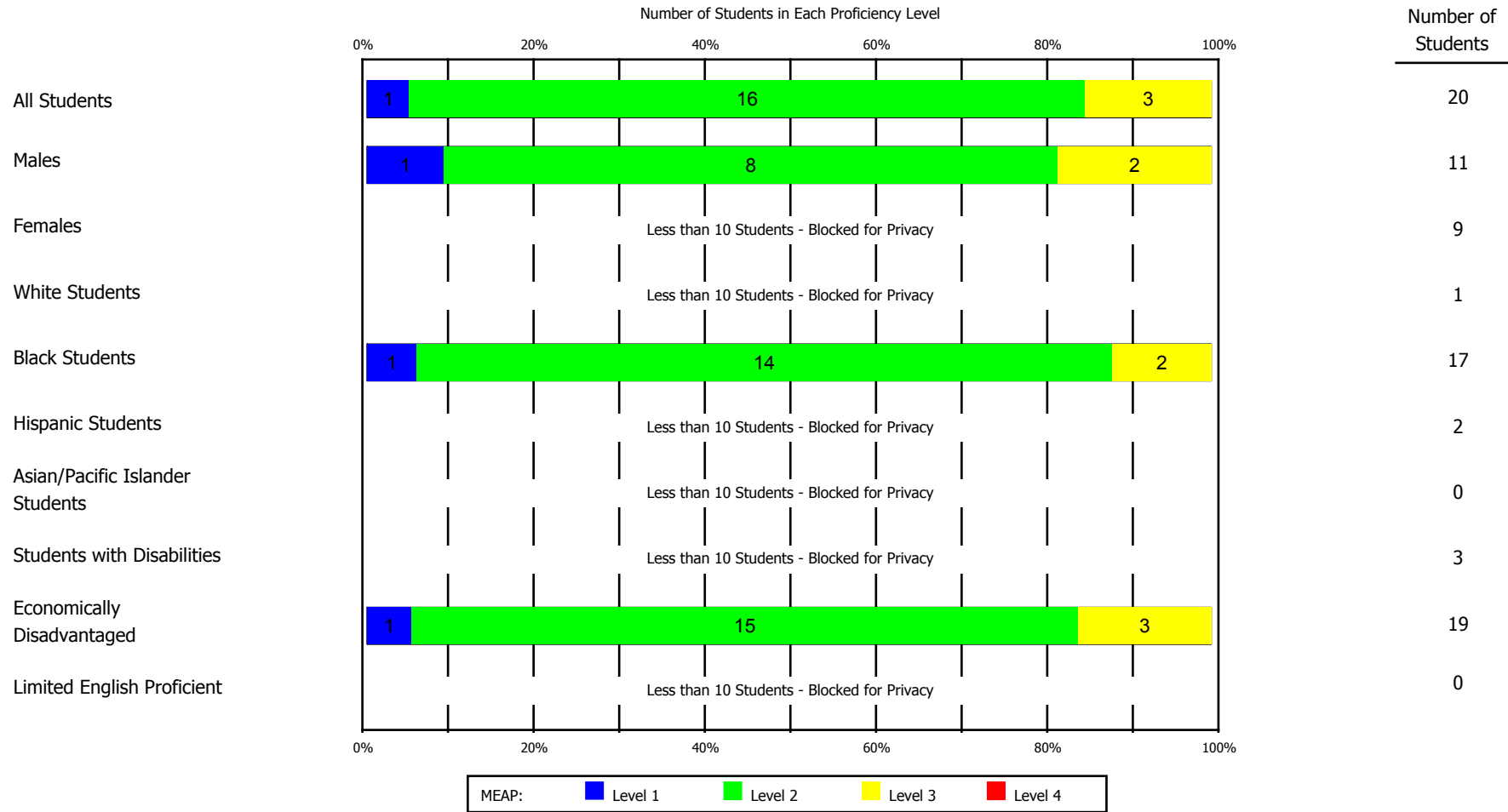


"Provisionally proficient" students are included in Level 2.

QuickFinder Code:
PLSUB

Percentage of Students in Each Proficiency Level, by Subgroups of Students

The Leona Group Saginaw Preparatory Academy MEAP Grade 5 English Language Arts • 2007-08

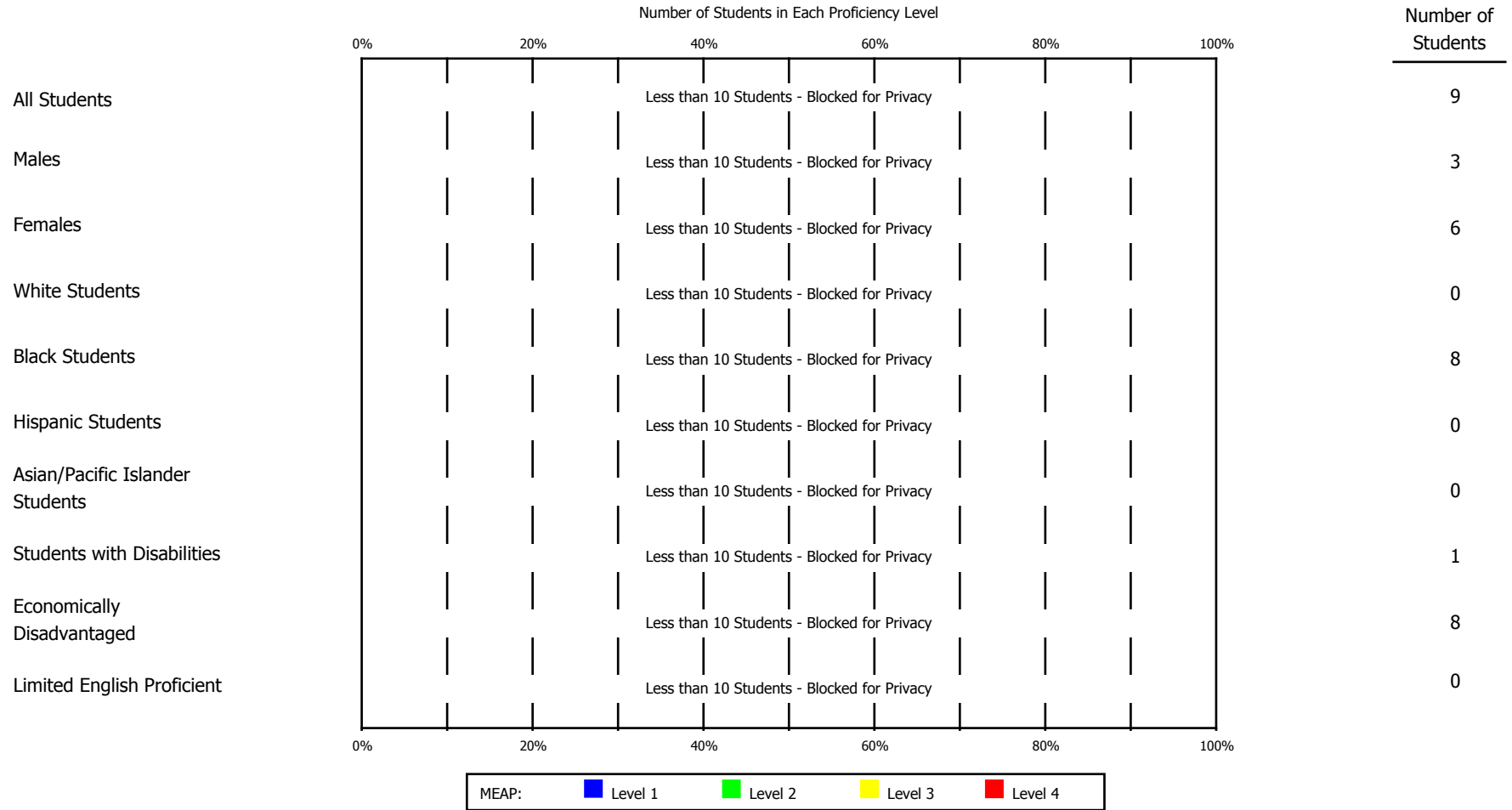


"Provisionally proficient" students are included in Level 2.

QuickFinder Code:
PLSUB

Percentage of Students in Each Proficiency Level, by Subgroups of Students

The Leona Group Saginaw Preparatory Academy MEAP Grade 6 English Language Arts • 2007-08

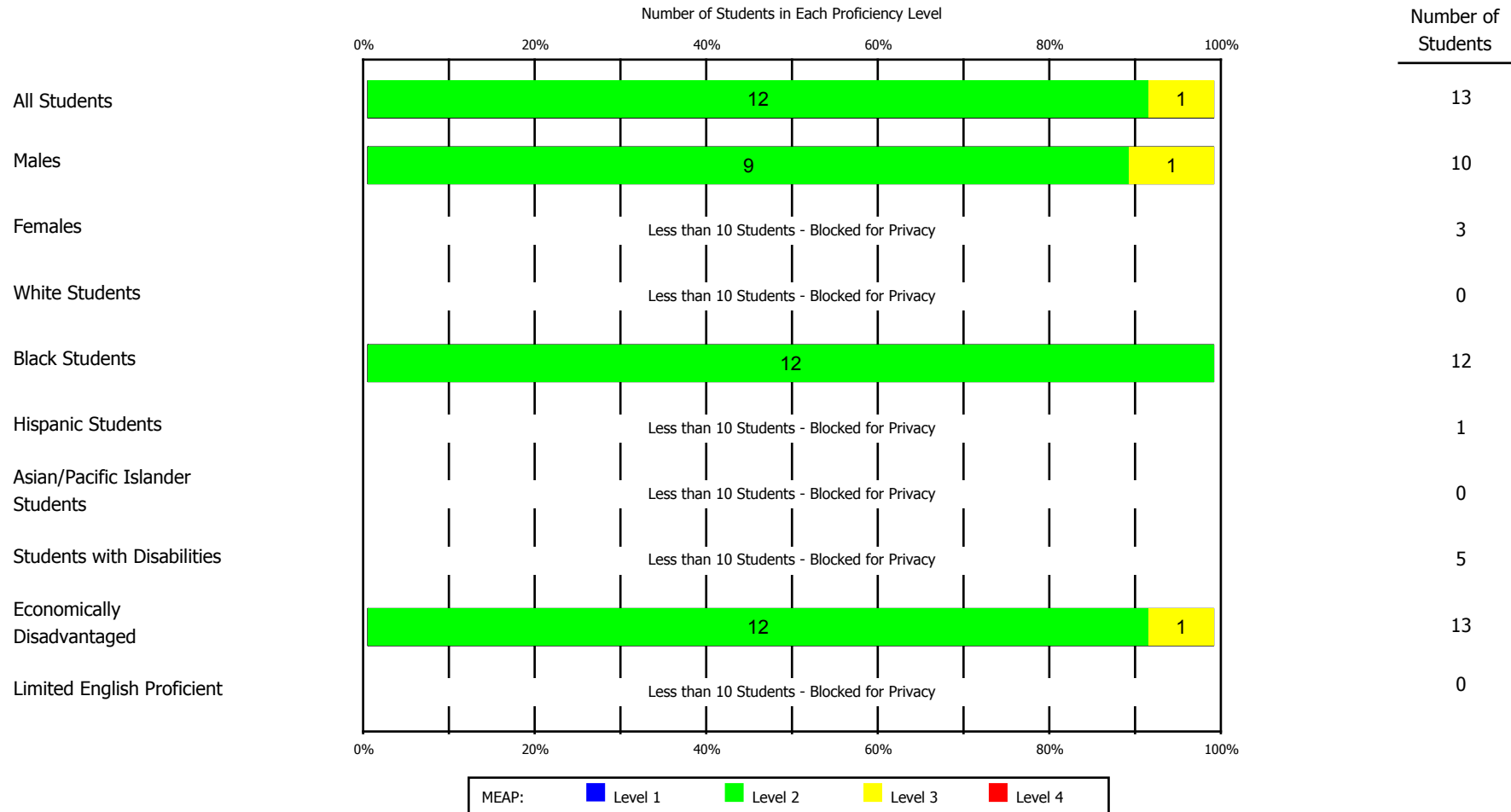


"Provisionally proficient" students are included in Level 2.

QuickFinder Code:
PLSUB

Percentage of Students in Each Proficiency Level, by Subgroups of Students

The Leona Group Saginaw Preparatory Academy MEAP Grade 7 English Language Arts • 2007-08



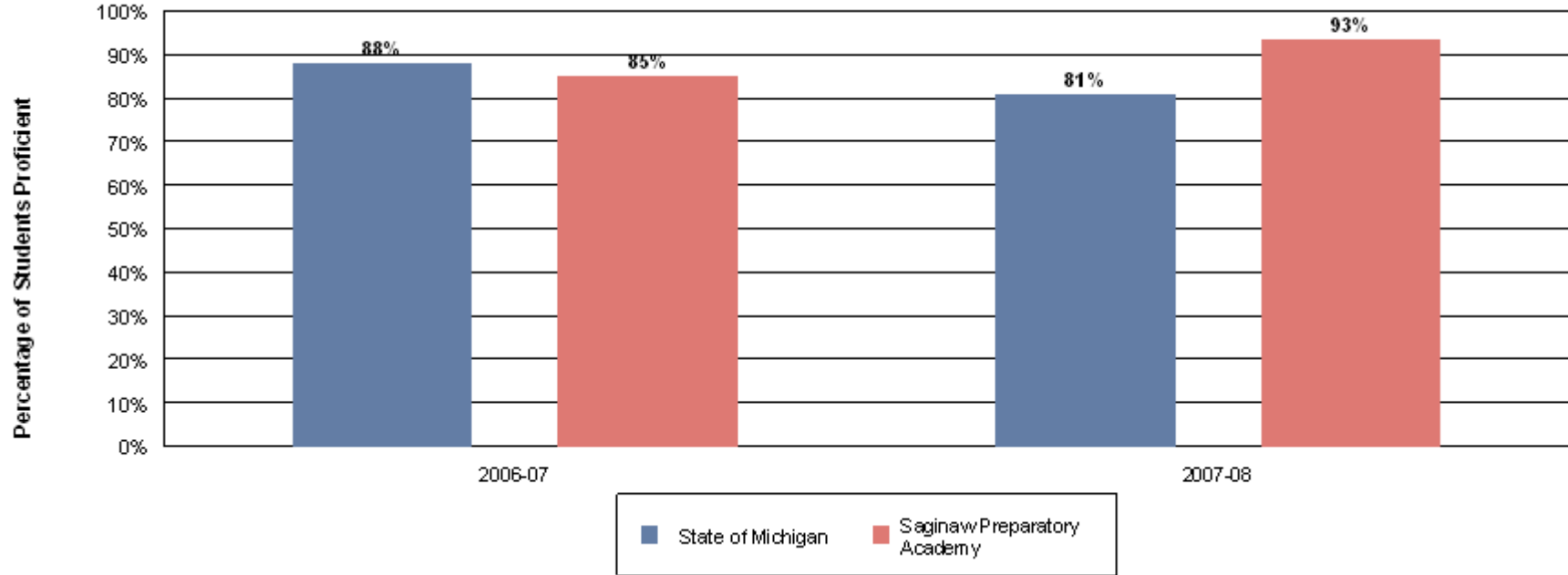
"Provisionally proficient" students are included in Level 2.

QuickFinder Code:
PLSUB

Percentage of Students Scoring in Proficient Levels on MEAP Test, Grouped by Instructional School and State



The Leona Group MEAP Grade 3 English Language Arts



# Students in Each Group		2006-07	2007-08
State of Michigan •	Not Proficient	41,922	109,045
State of Michigan •	Proficient	303,966	464,905
Saginaw Preparatory Academy •	Not Proficient	3	1
Saginaw Preparatory Academy •	Proficient	17	14

State totals and percents include all students tested, and may vary slightly from published figures due to rounding.

QuickFinder Code:
PLPBSS

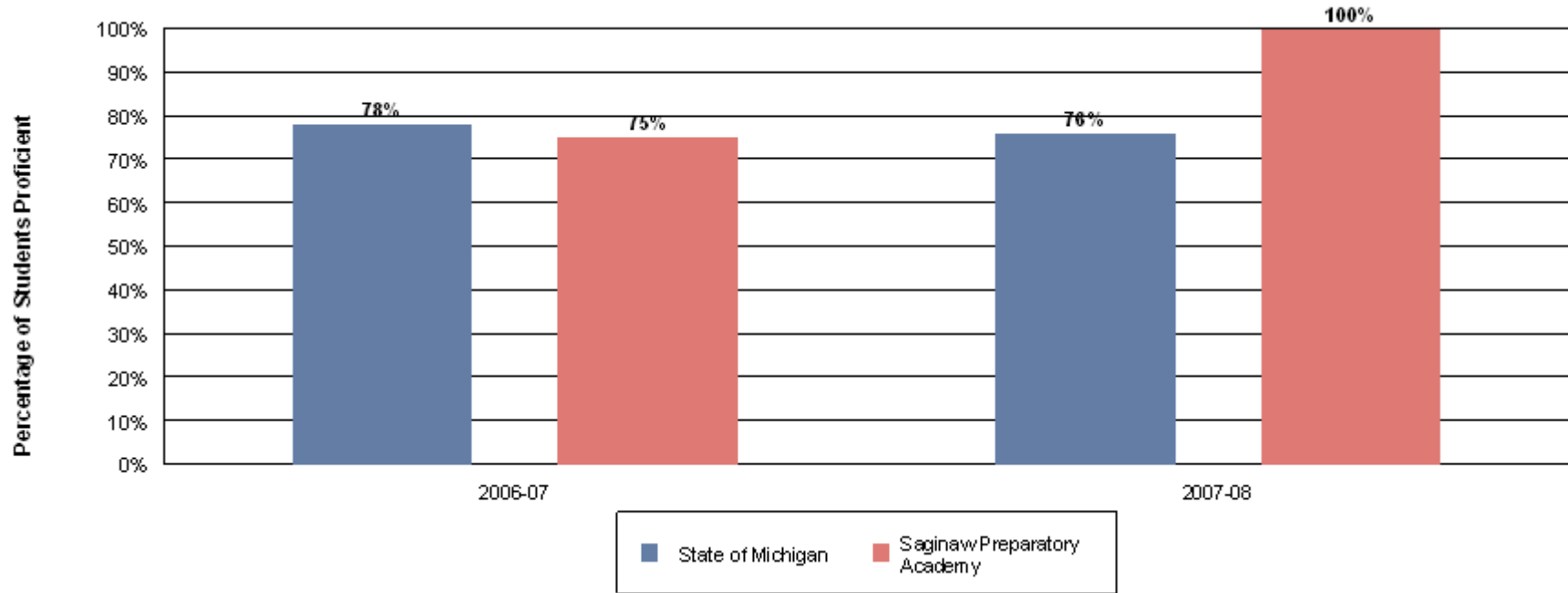


This report includes only tests that qualify for AYP, which for elementary and middle school levels includes only first-time test takers (no retests), and for high school level includes the best score from amongst 10th and 11th graders. AYP excludes test records with an unknown proficiency level, or those marked as Explicitly Excluded, Not Included, Home School, Not Tested, Parent Exempt, Postgraduate, Unethical, Absent, Less Than Full Academic Year, Not Available, or given a Non-Standard Testing Accommodation. Starting in Winter 2004-05 for Elementary and Middle level tests and Class of 2006 for High School level, students that are within two standard errors of measurement of the proficiency cutoff on Language Arts and Mathematics are considered "provisionally proficient" and counted as proficient for AYP calculations.

Percentage of Students Scoring in Proficient Levels on MEAP Test, Grouped by Instructional School and State



The Leona Group MEAP Grade 4 English Language Arts



# Students in Each Group		2006-07	2007-08
State of Michigan •	Not Proficient	51,116	55,152
State of Michigan •	Proficient	181,238	174,648
Saginaw Preparatory Academy •	Not Proficient	5	0
Saginaw Preparatory Academy •	Proficient	15	17

State totals and percents include all students tested, and may vary slightly from published figures due to rounding.

QuickFinder Code:
PLPBSS

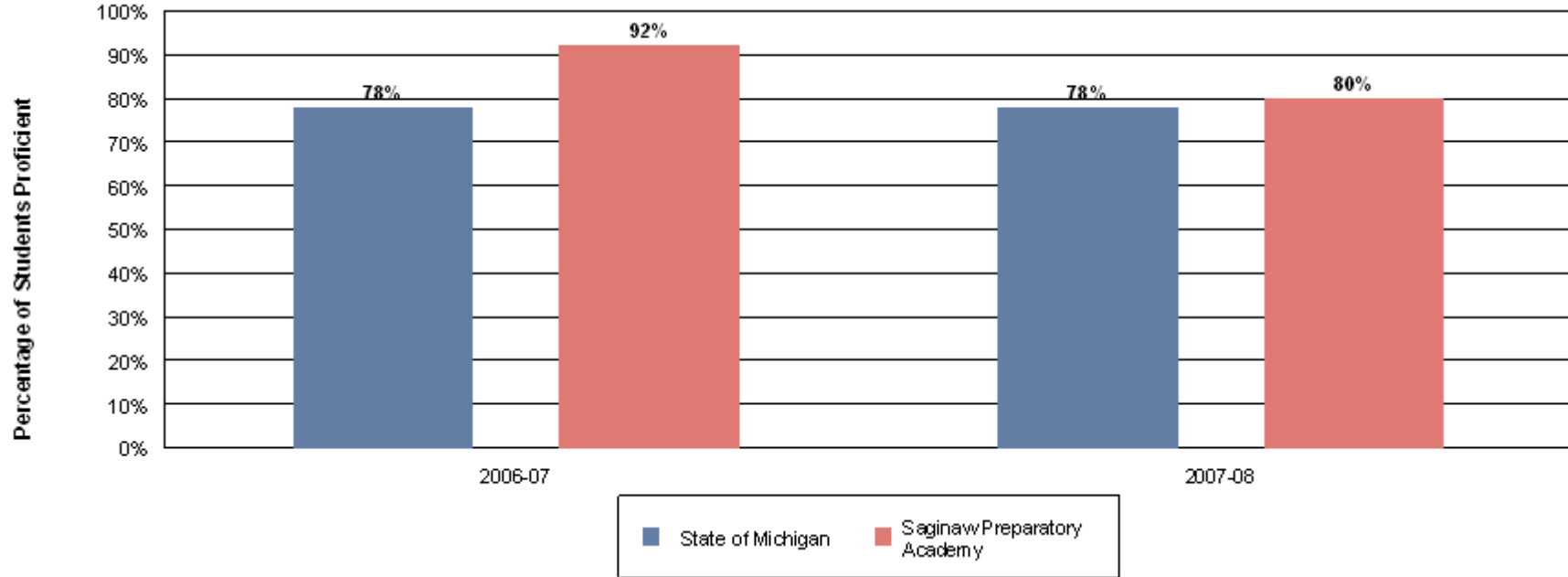


This report includes only tests that qualify for AYP, which for elementary and middle school levels includes only first-time test takers (no retests), and for high school level includes the best score from amongst 10th and 11th graders. AYP excludes test records with an unknown proficiency level, or those marked as Explicitly Excluded, Not Included, Home School, Not Tested, Parent Exempt, Postgraduate, Unethical, Absent, Less Than Full Academic Year, Not Available, or given a Non-Standard Testing Accommodation. Starting in Winter 2004-05 for Elementary and Middle level tests and Class of 2006 for High School level, students that are within two standard errors of measurement of the proficiency cutoff on Language Arts and Mathematics are considered "provisionally proficient" and counted as proficient for AYP calculations.

Percentage of Students Scoring in Proficient Levels on MEAP Test, Grouped by Instructional School and State



The Leona Group MEAP Grade 5 English Language Arts



# Students in Each Group		2006-07	2007-08
State of Michigan •	Not Proficient	77,220	75,702
State of Michigan •	Proficient	270,270	268,407
Saginaw Preparatory Academy •	Not Proficient	1	4
Saginaw Preparatory Academy •	Proficient	12	16

State totals and percents include all students tested, and may vary slightly from published figures due to rounding.

QuickFinder Code:
PLPBSS

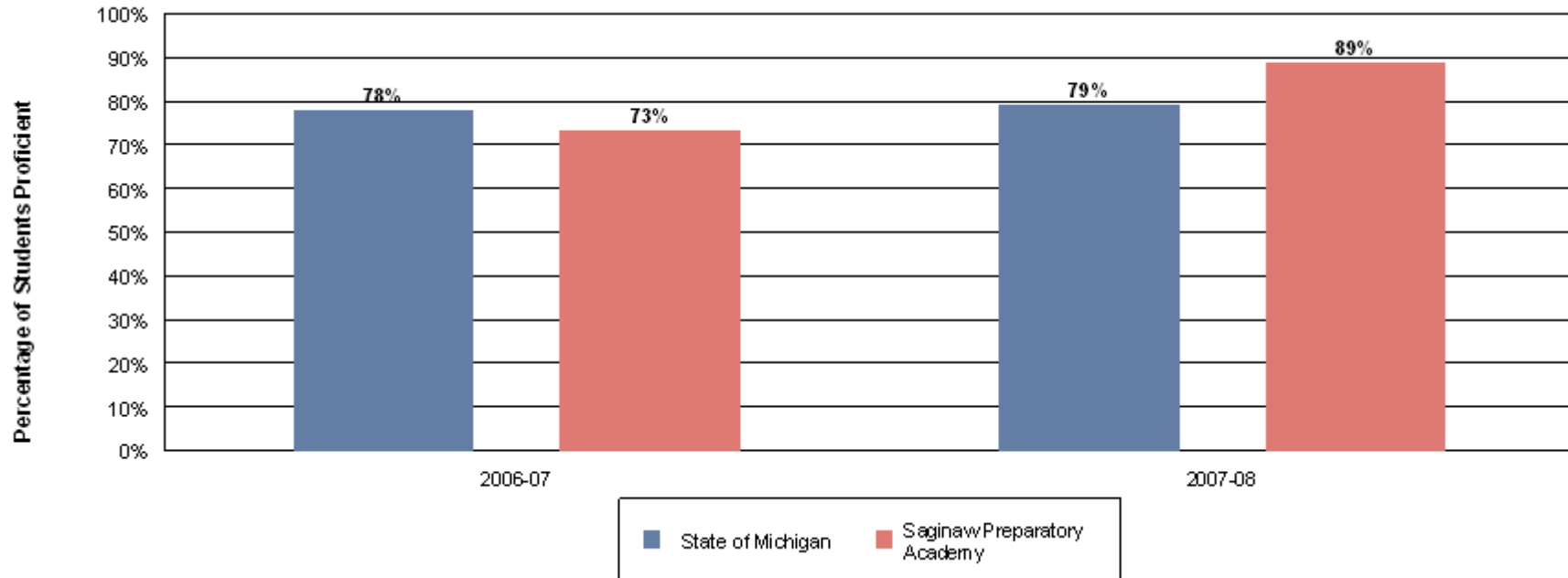


This report includes only tests that qualify for AYP, which for elementary and middle school levels includes only first-time test takers (no retests), and for high school level includes the best score from amongst 10th and 11th graders. AYP excludes test records with an unknown proficiency level, or those marked as Explicitly Excluded, Not Included, Home School, Not Tested, Parent Exempt, Postgraduate, Unethical, Absent, Less Than Full Academic Year, Not Available, or given a Non-Standard Testing Accommodation. Starting in Winter 2004-05 for Elementary and Middle level tests and Class of 2006 for High School level, students that are within two standard errors of measurement of the proficiency cutoff on Language Arts and Mathematics are considered "provisionally proficient" and counted as proficient for AYP calculations.

Percentage of Students Scoring in Proficient Levels on MEAP Test, Grouped by Instructional School and State



The Leona Group MEAP Grade 6 English Language Arts



# Students in Each Group		2006-07	2007-08
		State of Michigan • Not Proficient	53,138
State of Michigan • Proficient	188,402	279,939	
Saginaw Preparatory Academy • Not Proficient	4	1	
Saginaw Preparatory Academy • Proficient	11	8	

State totals and percents include all students tested, and may vary slightly from published figures due to rounding.

QuickFinder Code:
PLPBSS

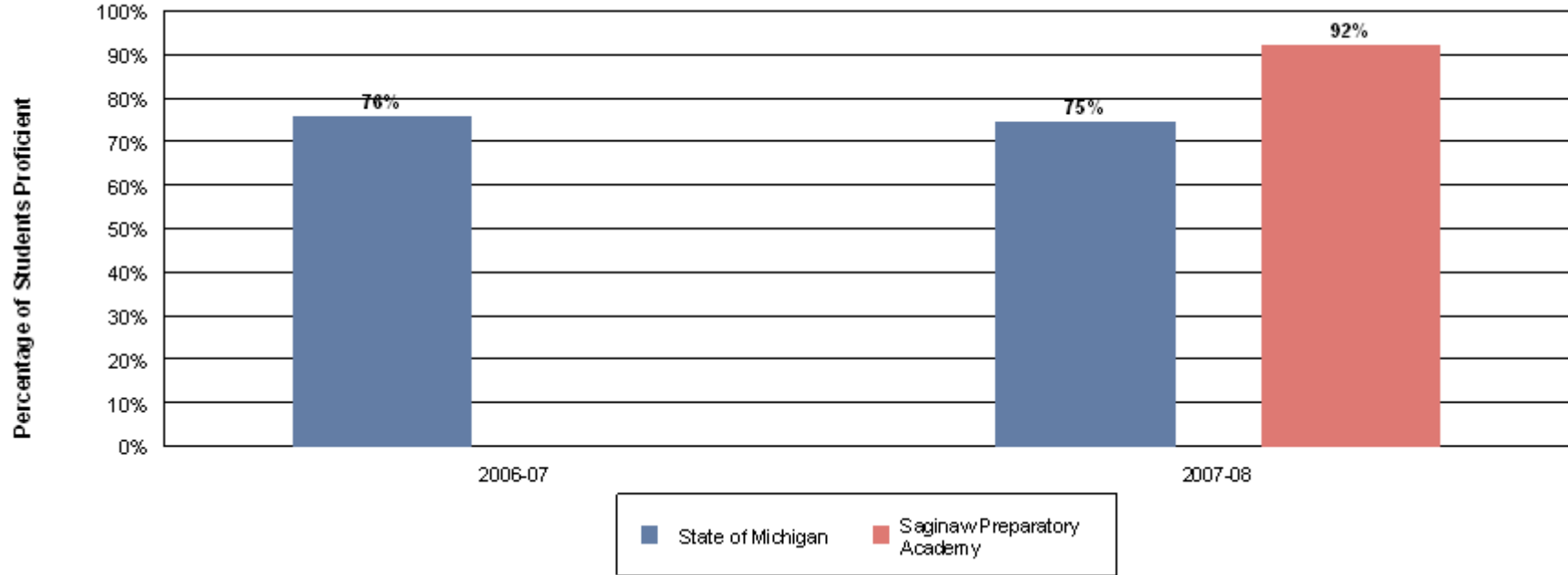


This report includes only tests that qualify for AYP, which for elementary and middle school levels includes only first-time test takers (no retests), and for high school level includes the best score from amongst 10th and 11th graders. AYP excludes test records with an unknown proficiency level, or those marked as Explicitly Excluded, Not Included, Home School, Not Tested, Parent Exempt, Postgraduate, Unethical, Absent, Less Than Full Academic Year, Not Available, or given a Non-Standard Testing Accommodation. Starting in Winter 2004-05 for Elementary and Middle level tests and Class of 2006 for High School level, students that are within two standard errors of measurement of the proficiency cutoff on Language Arts and Mathematics are considered "provisionally proficient" and counted as proficient for AYP calculations.

Percentage of Students Scoring in Proficient Levels on MEAP Test, Grouped by Instructional School and State



The Leona Group MEAP Grade 7 English Language Arts



Students in Each Group

		2006-07	2007-08
State of Michigan •	Not Proficient	29,768	90,891
State of Michigan •	Proficient	93,028	269,043
Saginaw Preparatory Academy •	Not Proficient	0	1
Saginaw Preparatory Academy •	Proficient	0	12

State totals and percents include all students tested, and may vary slightly from published figures due to rounding.



This report includes only tests that qualify for AYP, which for elementary and middle school levels includes only first-time test takers (no retests), and for high school level includes the best score from amongst 10th and 11th graders. AYP excludes test records with an unknown proficiency level, or those marked as Explicitly Excluded, Not Included, Home School, Not Tested, Parent Exempt, Postgraduate, Unethical, Absent, Less Than Full Academic Year, Not Available, or given a Non-Standard Testing Accommodation. Starting in Winter 2004-05 for Elementary and Middle level tests and Class of 2006 for High School level, students that are within two standard errors of measurement of the proficiency cutoff on Language Arts and Mathematics are considered "provisionally proficient" and counted as proficient for AYP calculations.

QuickFinder Code:
PLPBSS

THE GOLDEN PACKAGE

Of Data Analysis Reports for MEAP and MME
(Annual Report Version)



The Leona Group

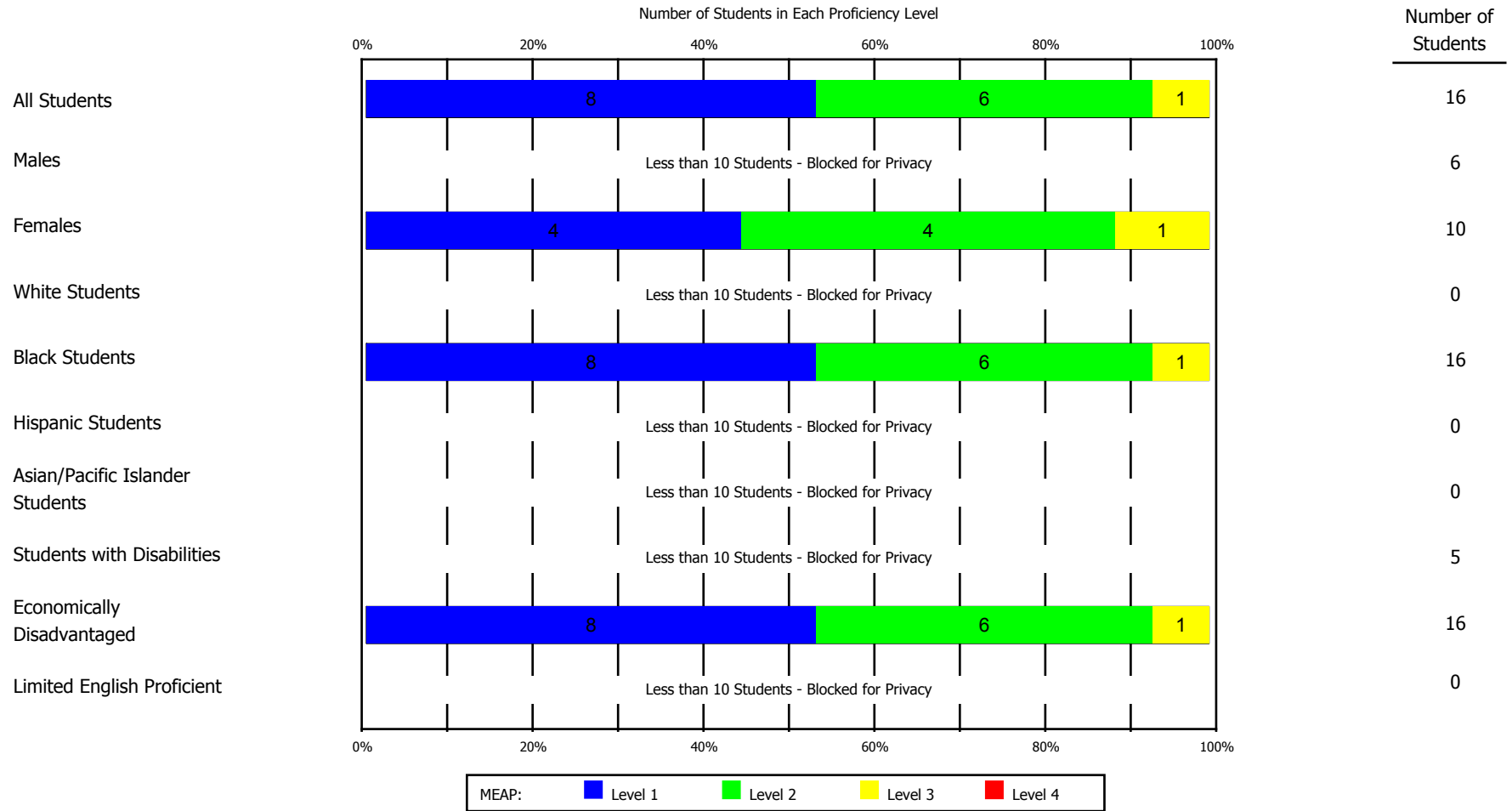
SAGINAW PREPARATORY ACADEMY

Reading

Grades 3 through 7 for 2007-08

Percentage of Students in Each Proficiency Level, by Subgroups of Students

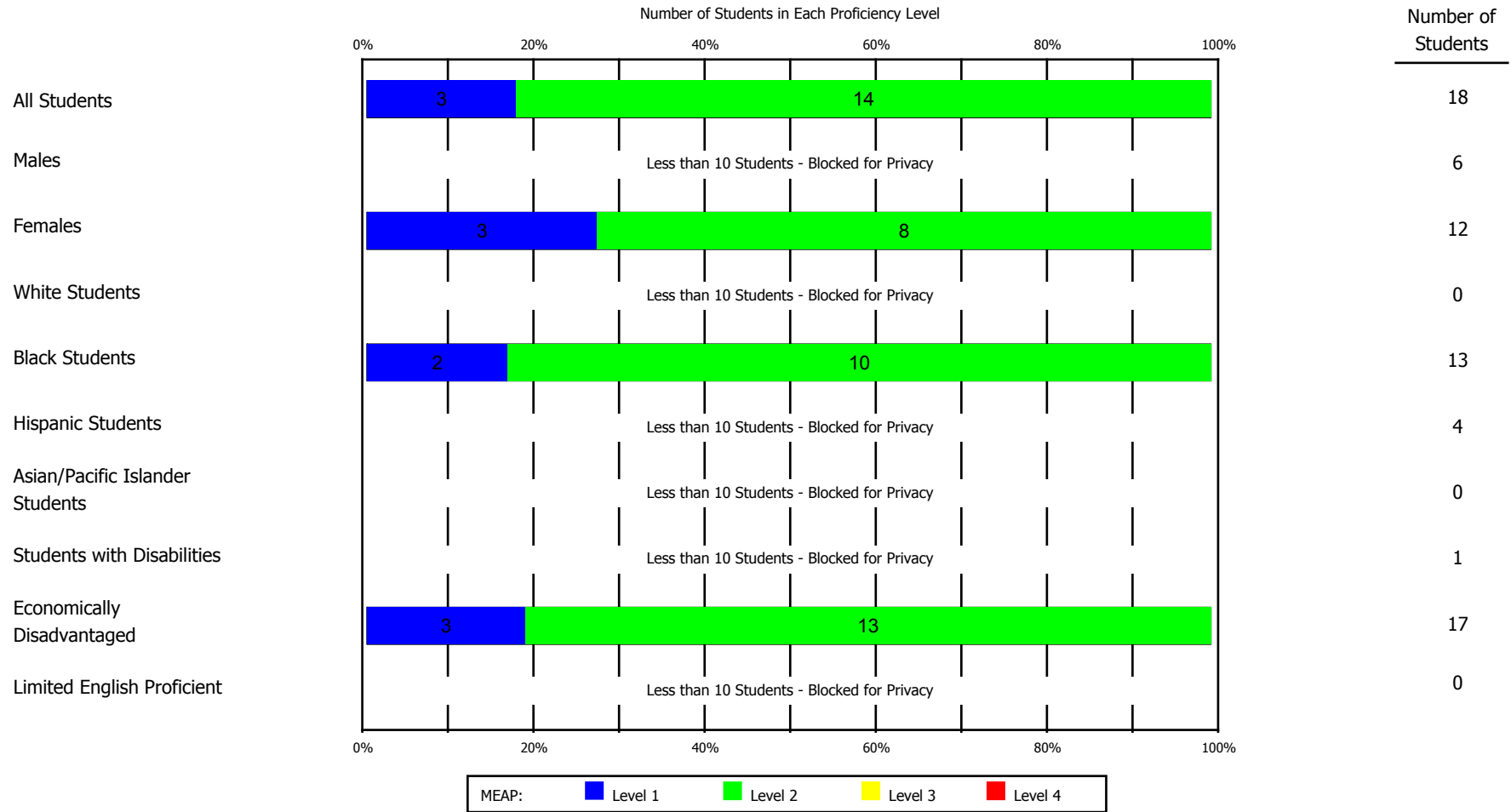
The Leona Group Saginaw Preparatory Academy MEAP Grade 3 Reading • 2007-08



QuickFinder Code:
PLSUB

Percentage of Students in Each Proficiency Level, by Subgroups of Students

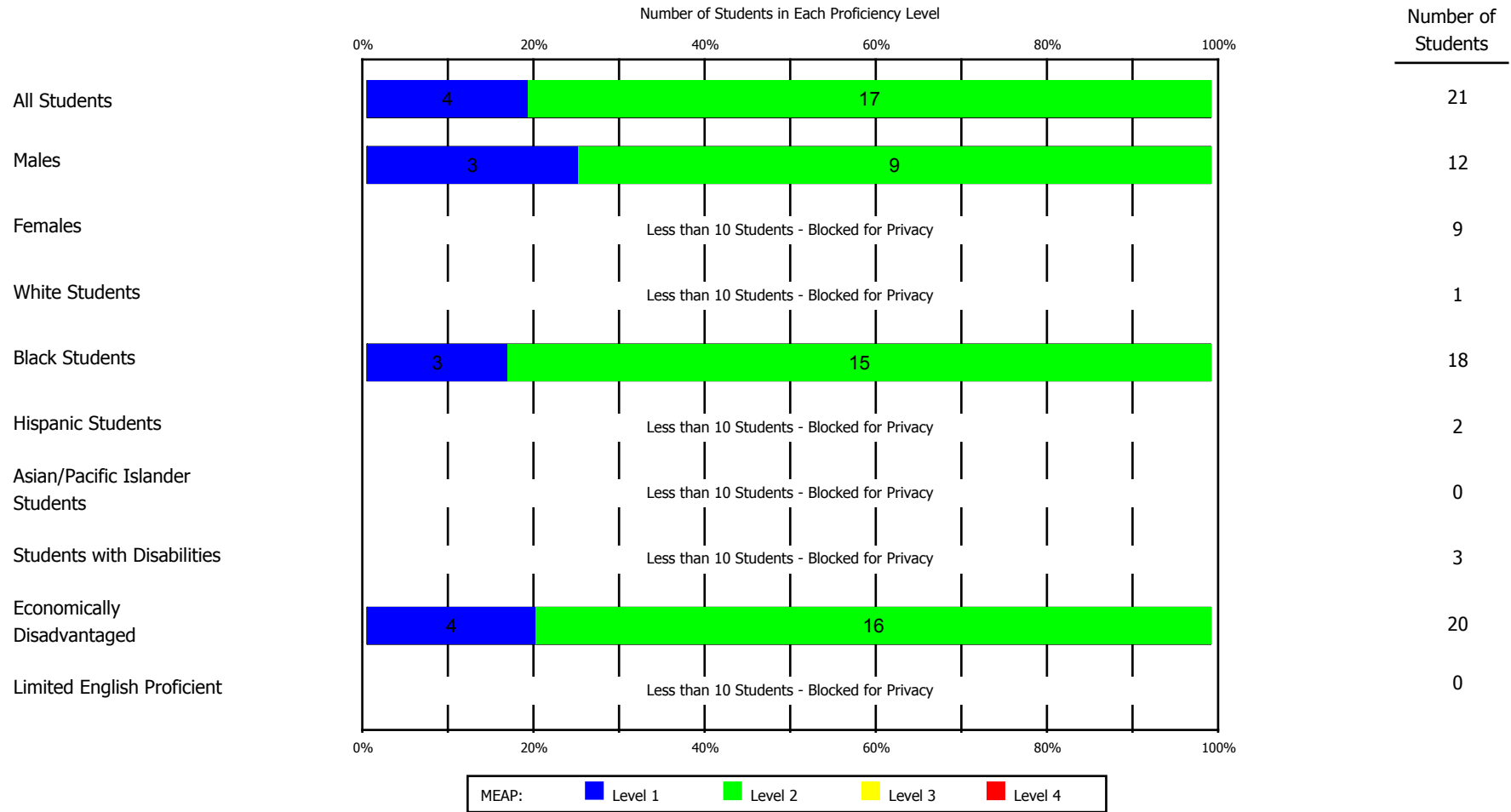
The Leona Group Saginaw Preparatory Academy MEAP Grade 4 Reading • 2007-08



QuickFinder Code:
PLSUB

Percentage of Students in Each Proficiency Level, by Subgroups of Students

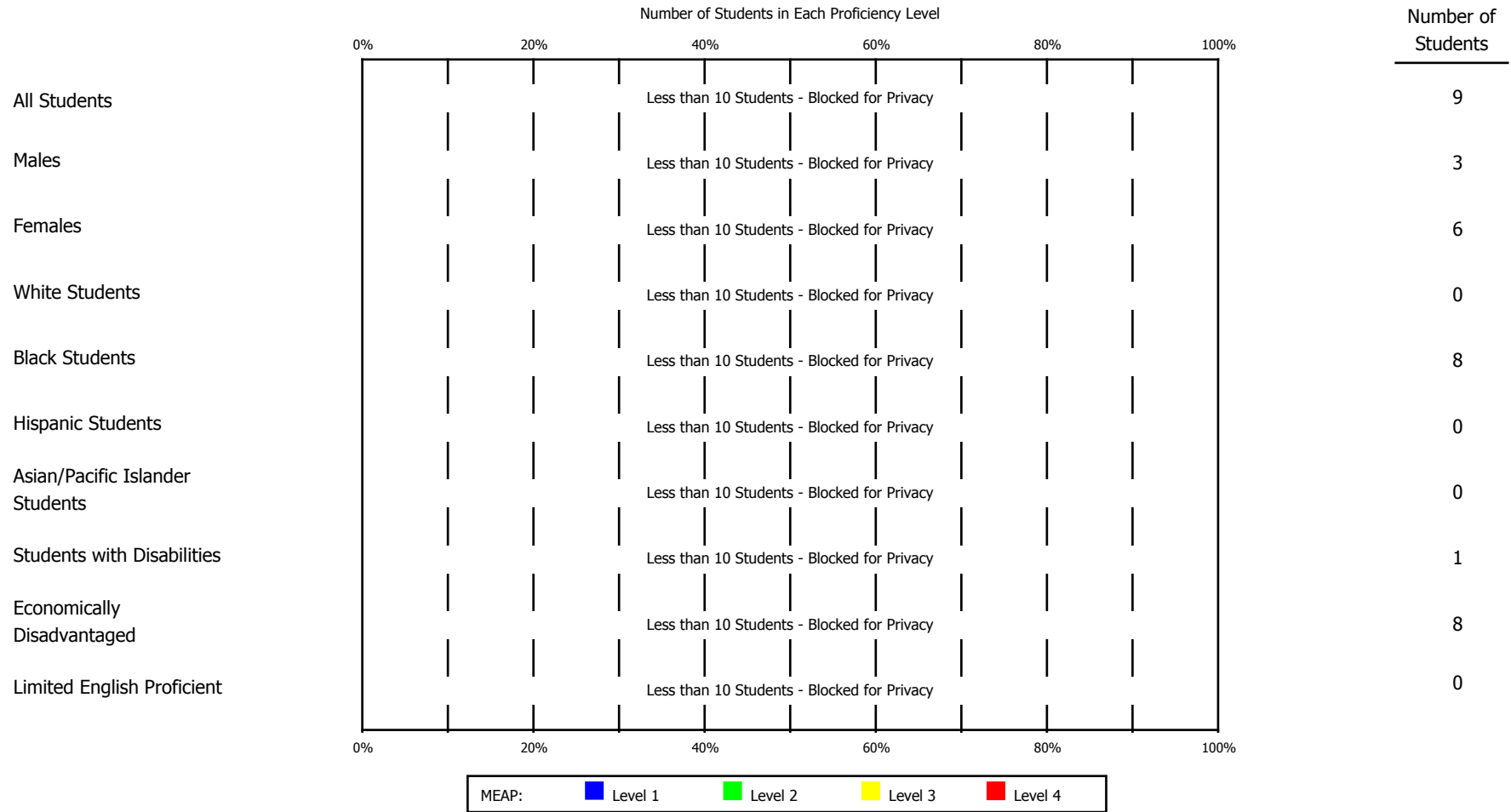
The Leona Group Saginaw Preparatory Academy MEAP Grade 5 Reading • 2007-08



QuickFinder Code:
PLSUB

Percentage of Students in Each Proficiency Level, by Subgroups of Students

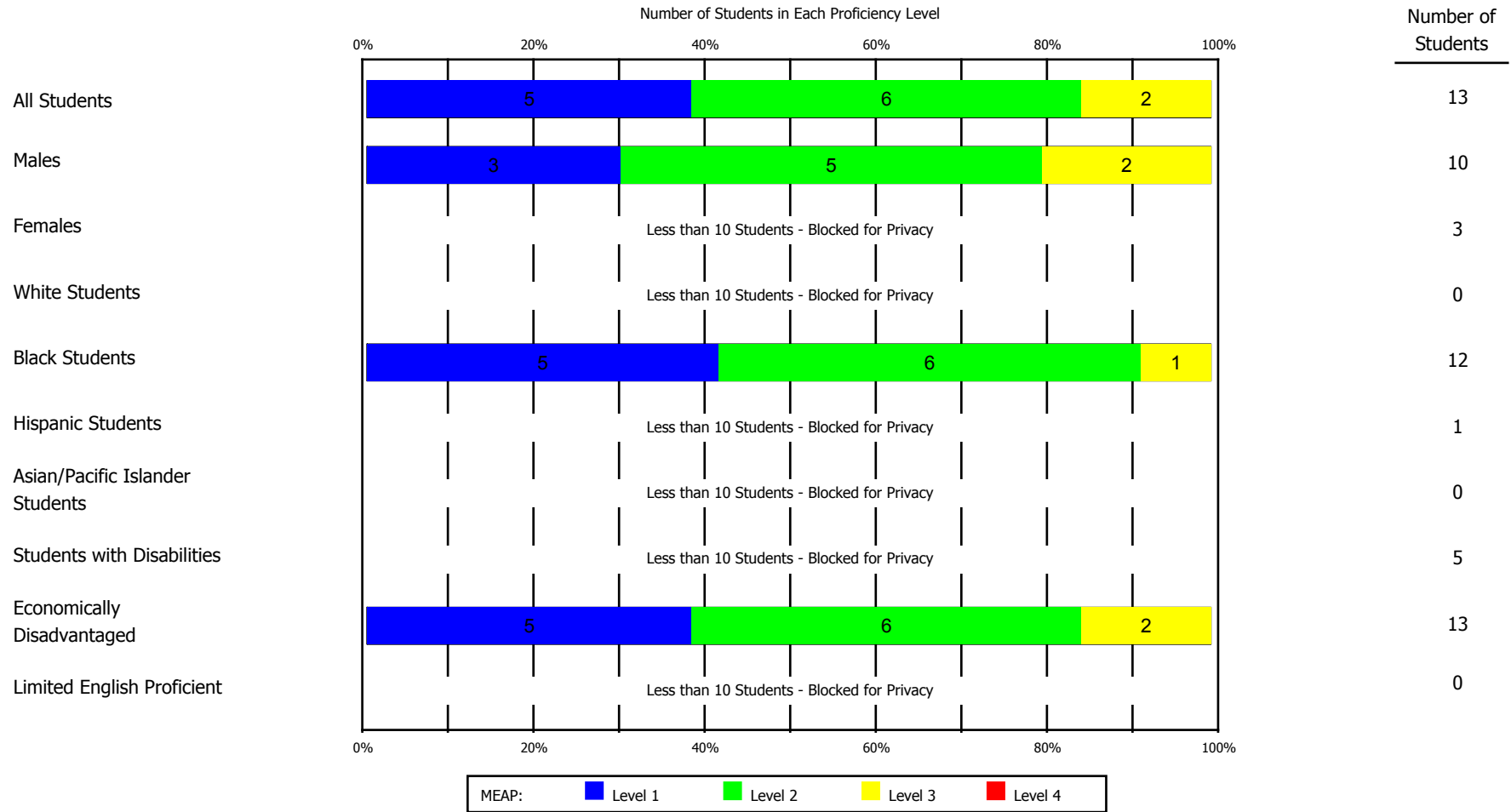
The Leona Group Saginaw Preparatory Academy MEAP Grade 6 Reading • 2007-08



QuickFinder Code:
PLSUB

Percentage of Students in Each Proficiency Level, by Subgroups of Students

The Leona Group Saginaw Preparatory Academy MEAP Grade 7 Reading • 2007-08



QuickFinder Code:
PLSUB

THE GOLDEN PACKAGE

Of Data Analysis Reports for MEAP and MME
(Annual Report Version)



The Leona Group

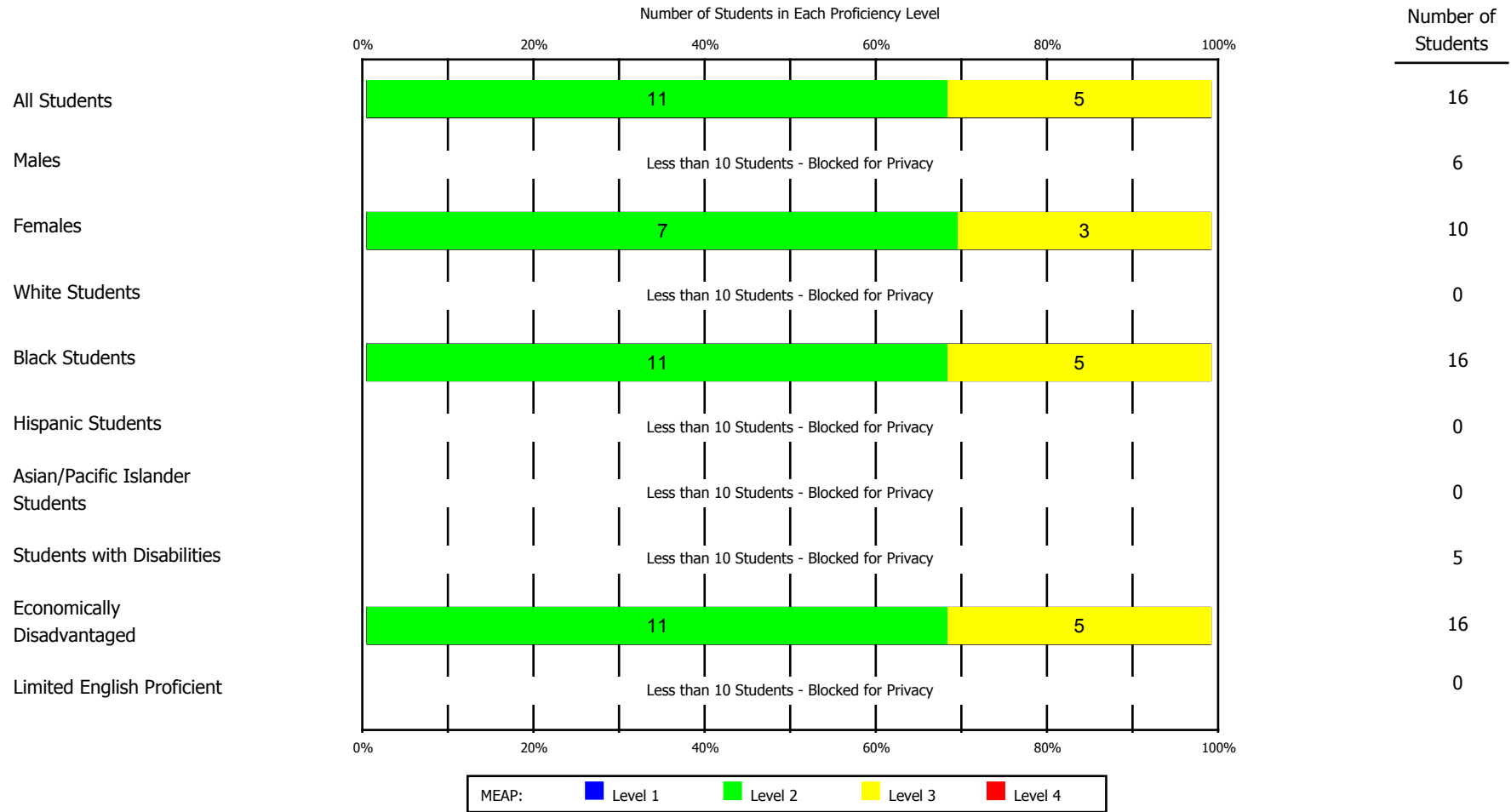
SAGINAW PREPARATORY ACADEMY

Writing

Grades 3 through 7 for 2007-08

Percentage of Students in Each Proficiency Level, by Subgroups of Students

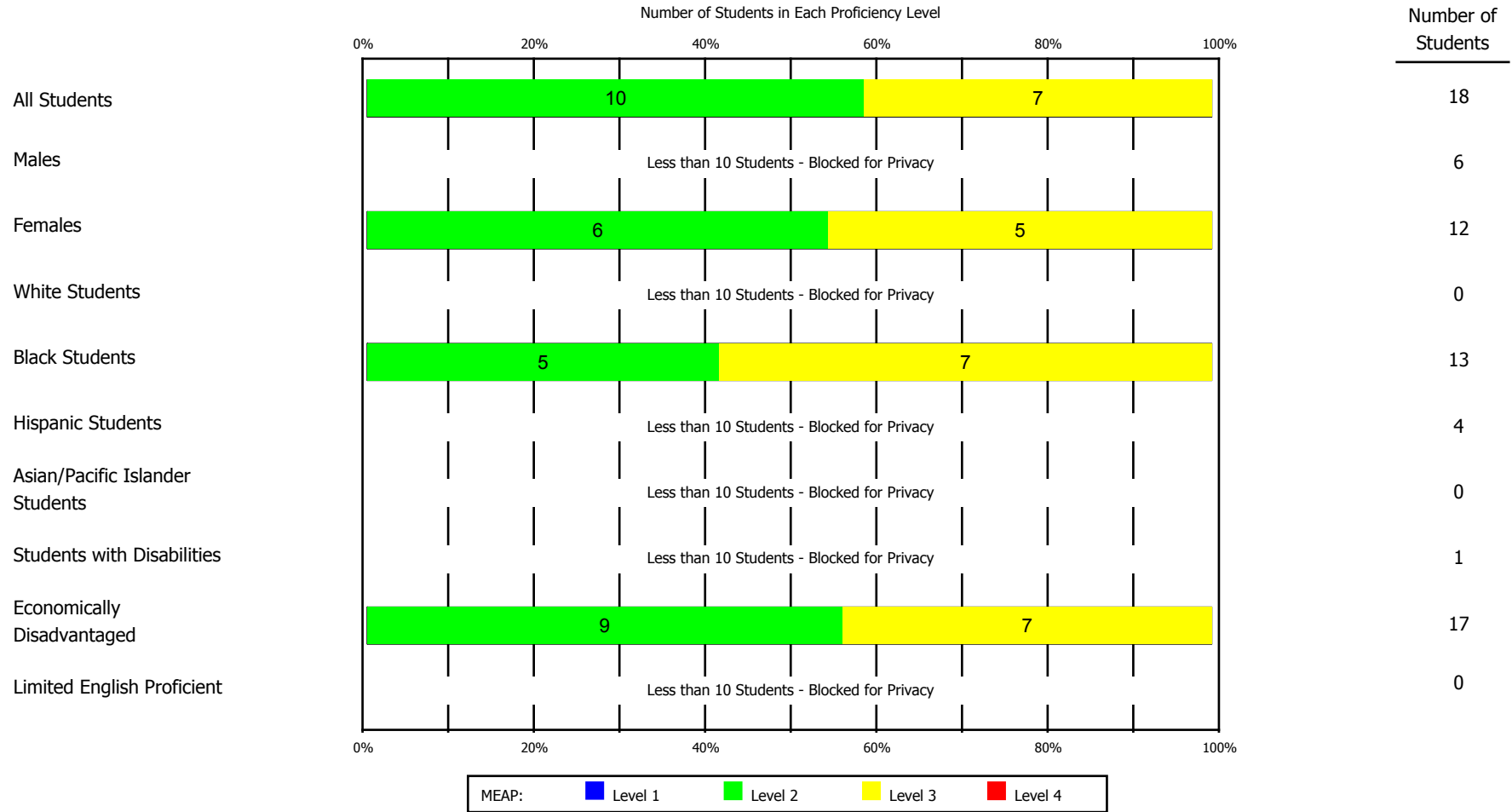
The Leona Group Saginaw Preparatory Academy MEAP Grade 3 Writing • 2007-08



QuickFinder Code:
PLSUB

Percentage of Students in Each Proficiency Level, by Subgroups of Students

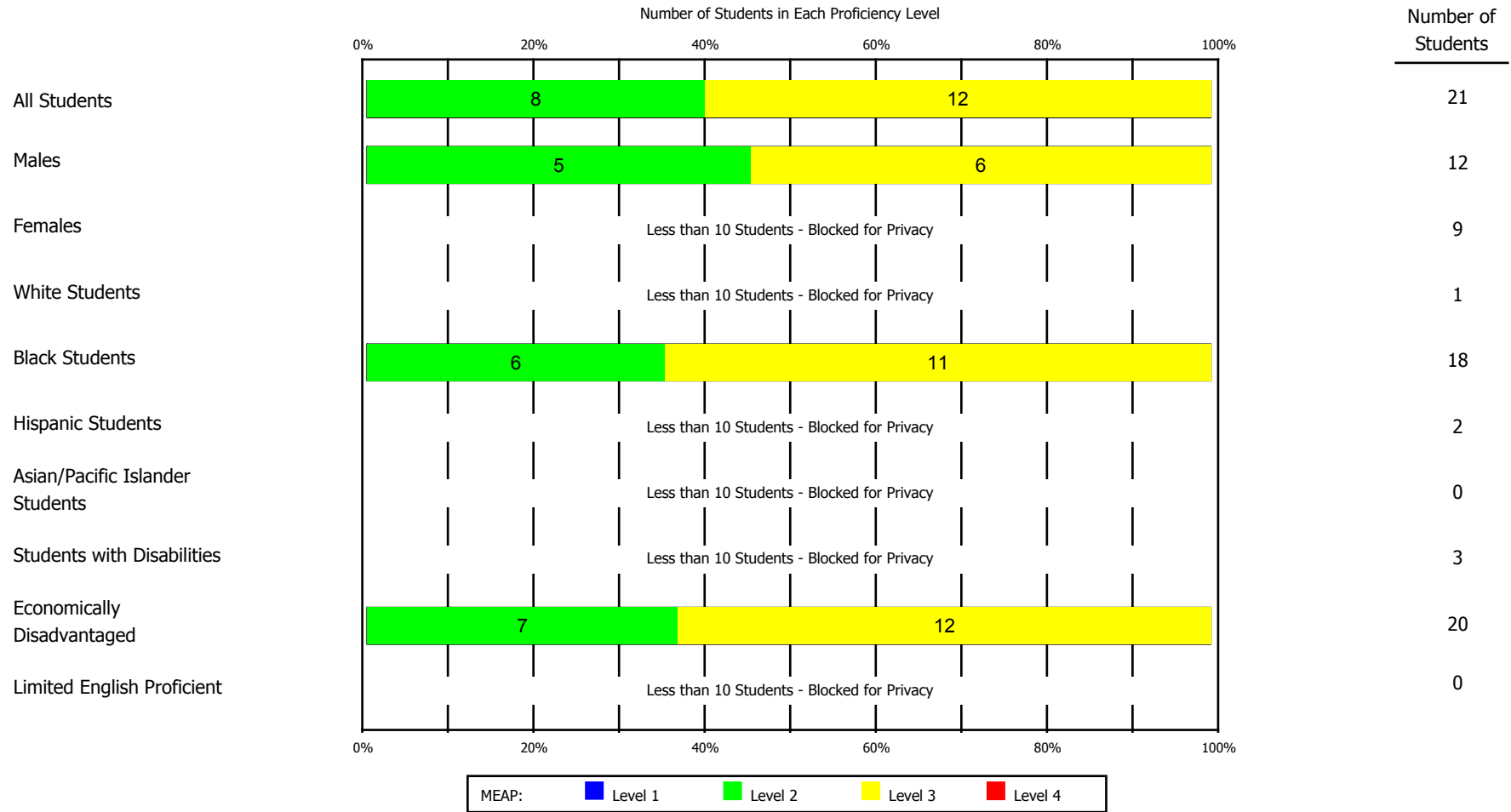
The Leona Group Saginaw Preparatory Academy MEAP Grade 4 Writing • 2007-08



QuickFinder Code:
PLSUB

Percentage of Students in Each Proficiency Level, by Subgroups of Students

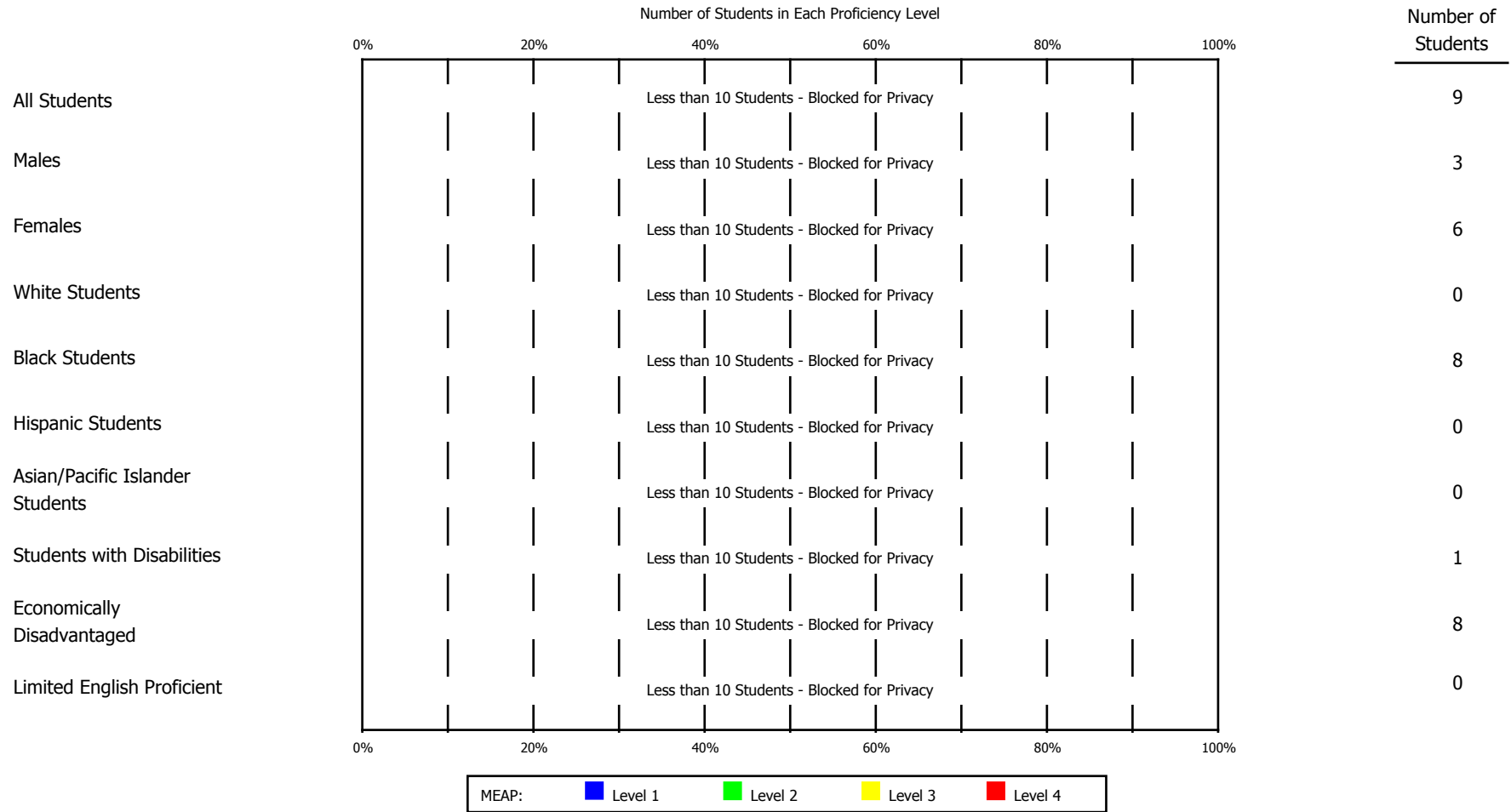
The Leona Group Saginaw Preparatory Academy MEAP Grade 5 Writing • 2007-08



QuickFinder Code:
PLSUB

Percentage of Students in Each Proficiency Level, by Subgroups of Students

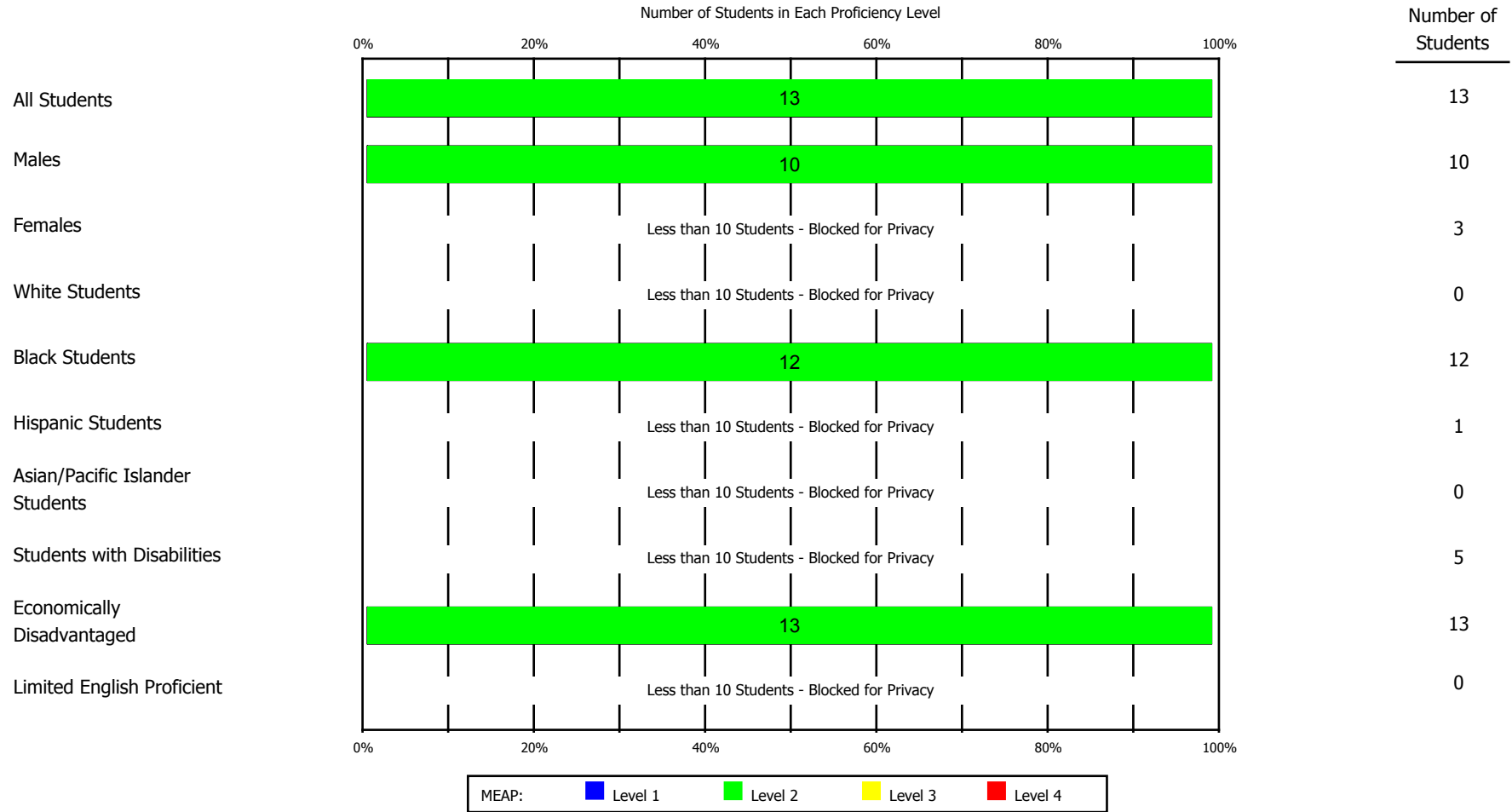
The Leona Group Saginaw Preparatory Academy MEAP Grade 6 Writing • 2007-08



QuickFinder Code:
PLSUB

Percentage of Students in Each Proficiency Level, by Subgroups of Students

The Leona Group Saginaw Preparatory Academy MEAP Grade 7 Writing • 2007-08



QuickFinder Code:
PLSUB

THE GOLDEN PACKAGE

Of Data Analysis Reports for MEAP and MME
(Annual Report Version)



The Leona Group

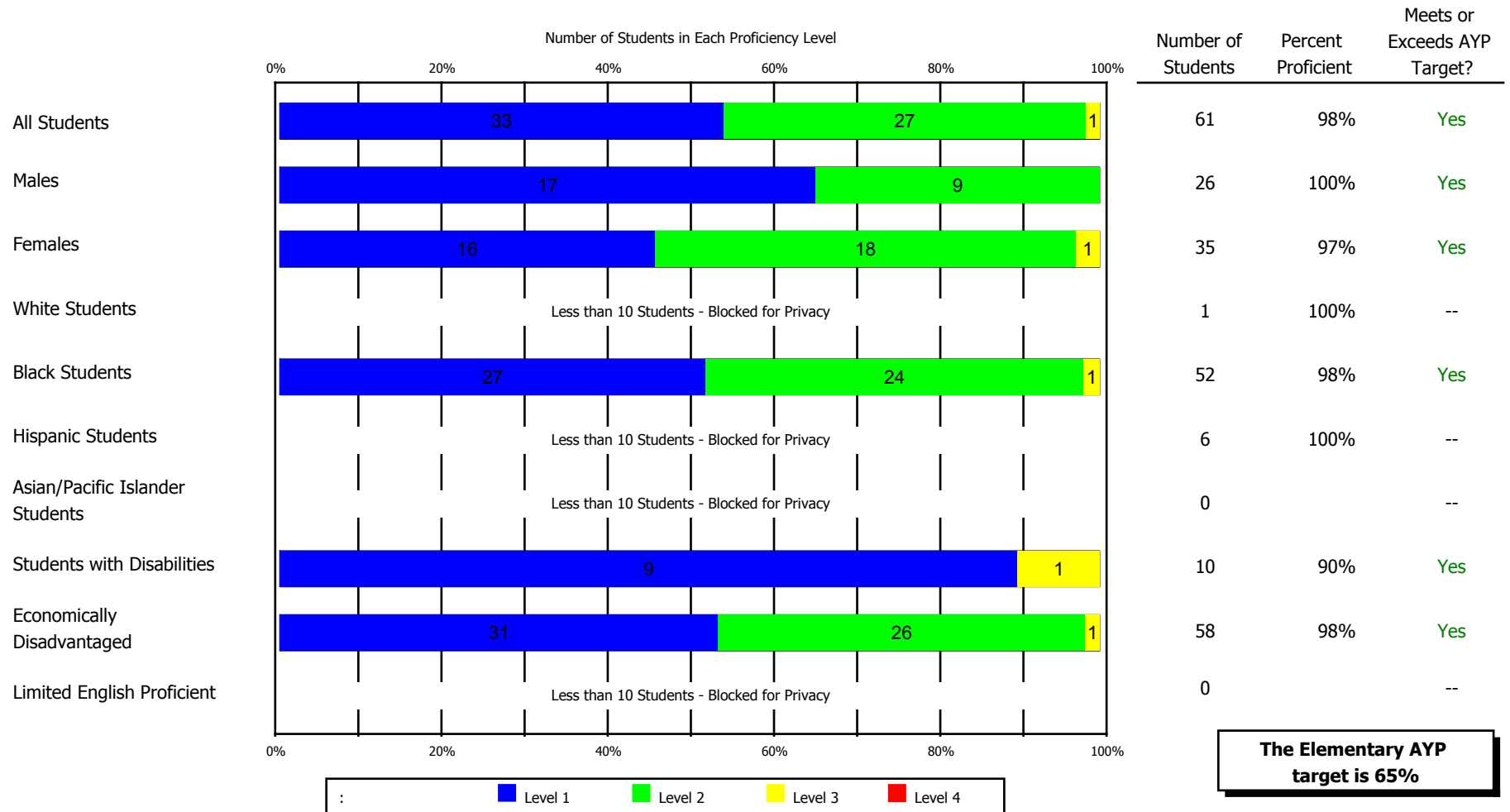
SAGINAW PREPARATORY ACADEMY

Mathematics

Grades 3 through 7 for 2007-08

Percentage of Students in Each Proficiency Level, by Subgroups of Students, with AYP Targets

The Leona Group Saginaw Preparatory Academy Elementary (Grades 3-6) Mathematics • 2007-08



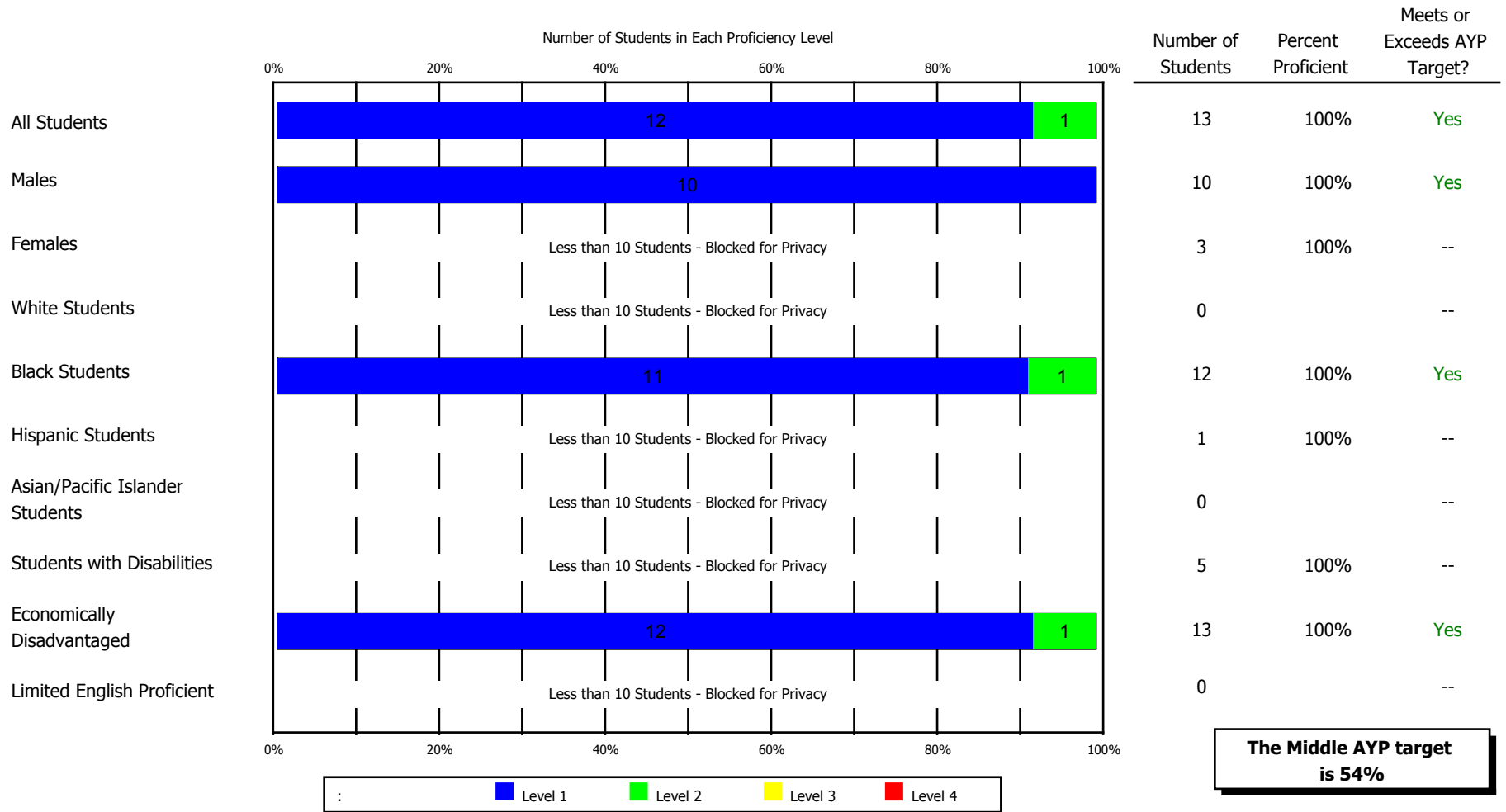
The Elementary AYP target is 65%

QuickFinder Code:
PLSUBJ25

"Provisionally proficient" students are included in Level 2. Note that this report is for informational purposes only. Due to testing at all grade levels, you must use the Proficiency Index method for calculating whether a school or district meets the AYP target. Refer to the [Aggregated Assessment Data Across Grades](#) report later in this package.

Percentage of Students in Each Proficiency Level, by Subgroups of Students, with AYP Targets

The Leona Group Saginaw Preparatory Academy Middle (Grades 7-8) Mathematics • 2007-08



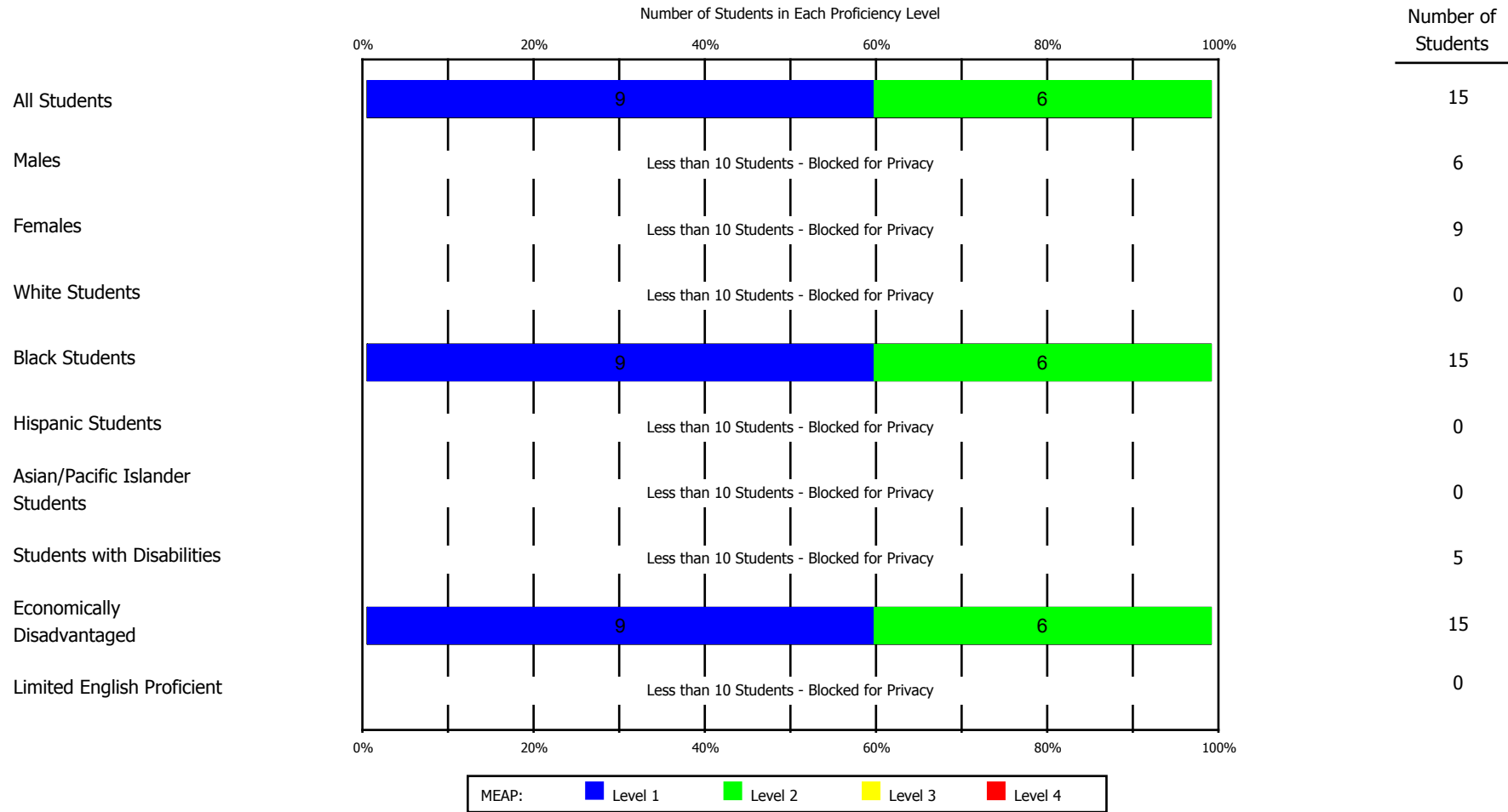
The Middle AYP target is 54%

QuickFinder Code:
PLSUBJ25

"Provisionally proficient" students are included in Level 2. Note that this report is for informational purposes only. Due to testing at all grade levels, you must use the Proficiency Index method for calculating whether a school or district meets the AYP target. Refer to the **Aggregated Assessment Data Across Grades** report later in this package.

Percentage of Students in Each Proficiency Level, by Subgroups of Students

The Leona Group Saginaw Preparatory Academy MEAP Grade 3 Mathematics • 2007-08

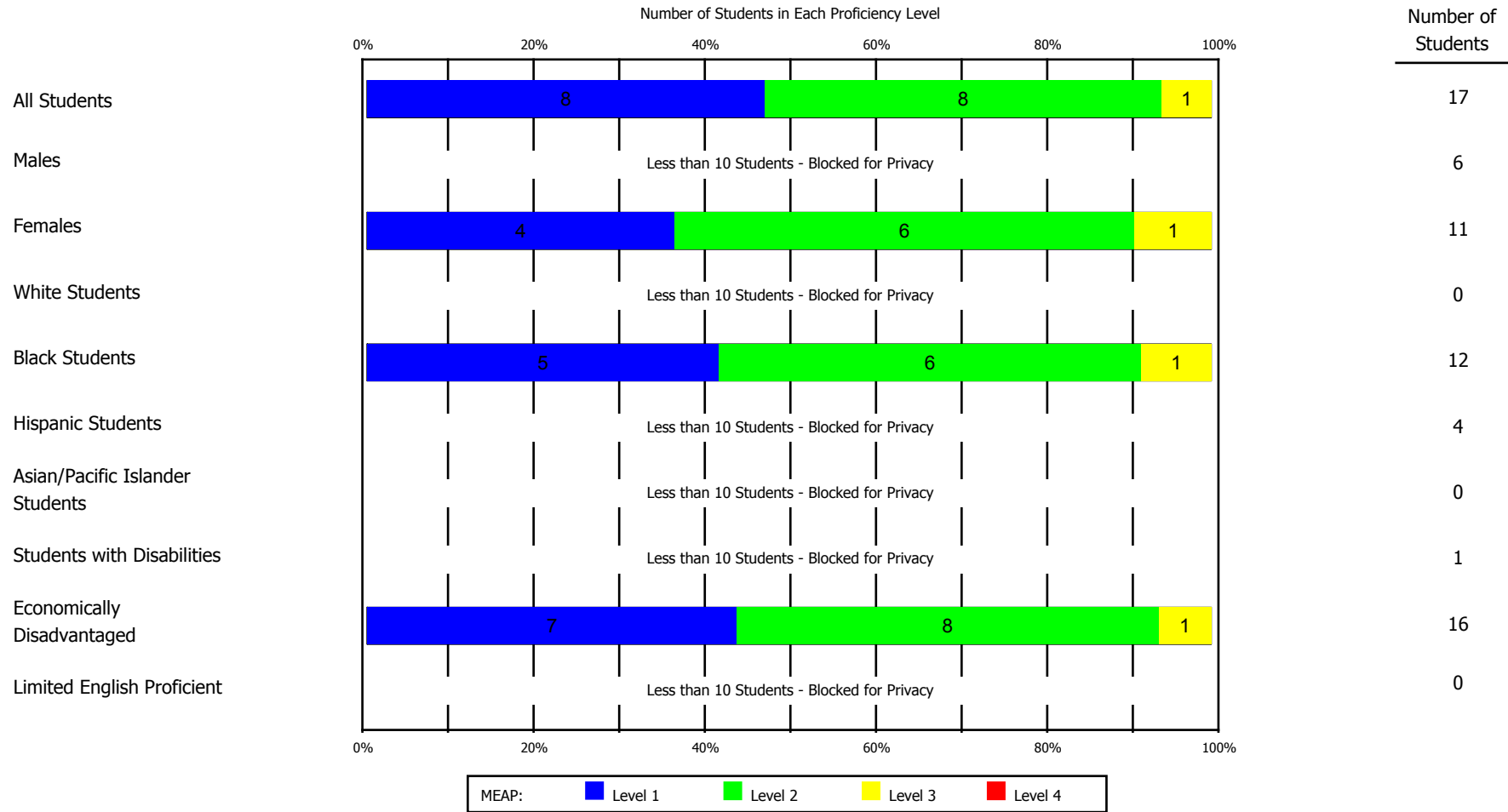


"Provisionally proficient" students are included in Level 2.

QuickFinder Code:
PLSUB

Percentage of Students in Each Proficiency Level, by Subgroups of Students

The Leona Group Saginaw Preparatory Academy MEAP Grade 4 Mathematics • 2007-08

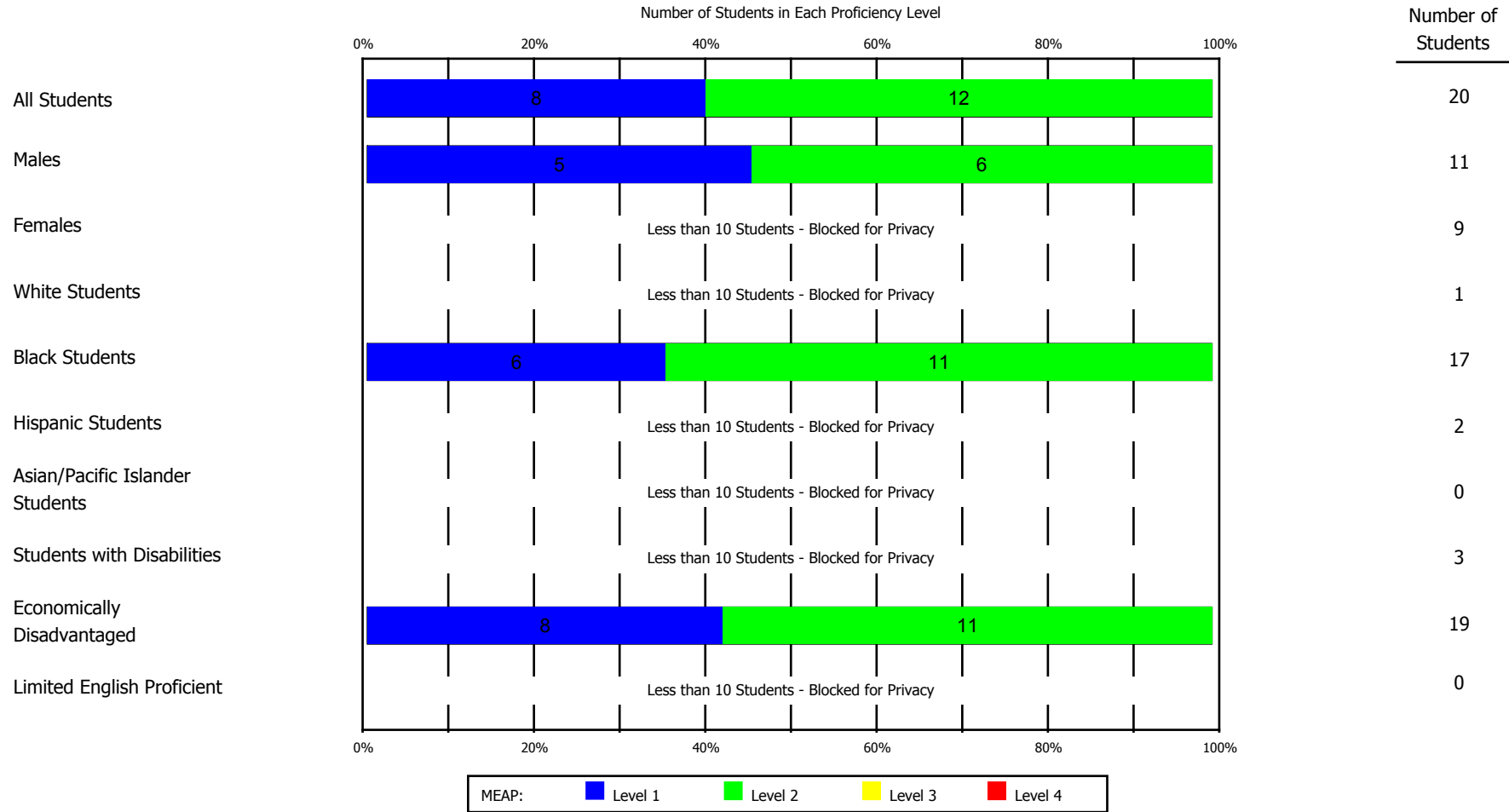


"Provisionally proficient" students are included in Level 2.

QuickFinder Code:
PLSUB

Percentage of Students in Each Proficiency Level, by Subgroups of Students

The Leona Group Saginaw Preparatory Academy MEAP Grade 5 Mathematics • 2007-08

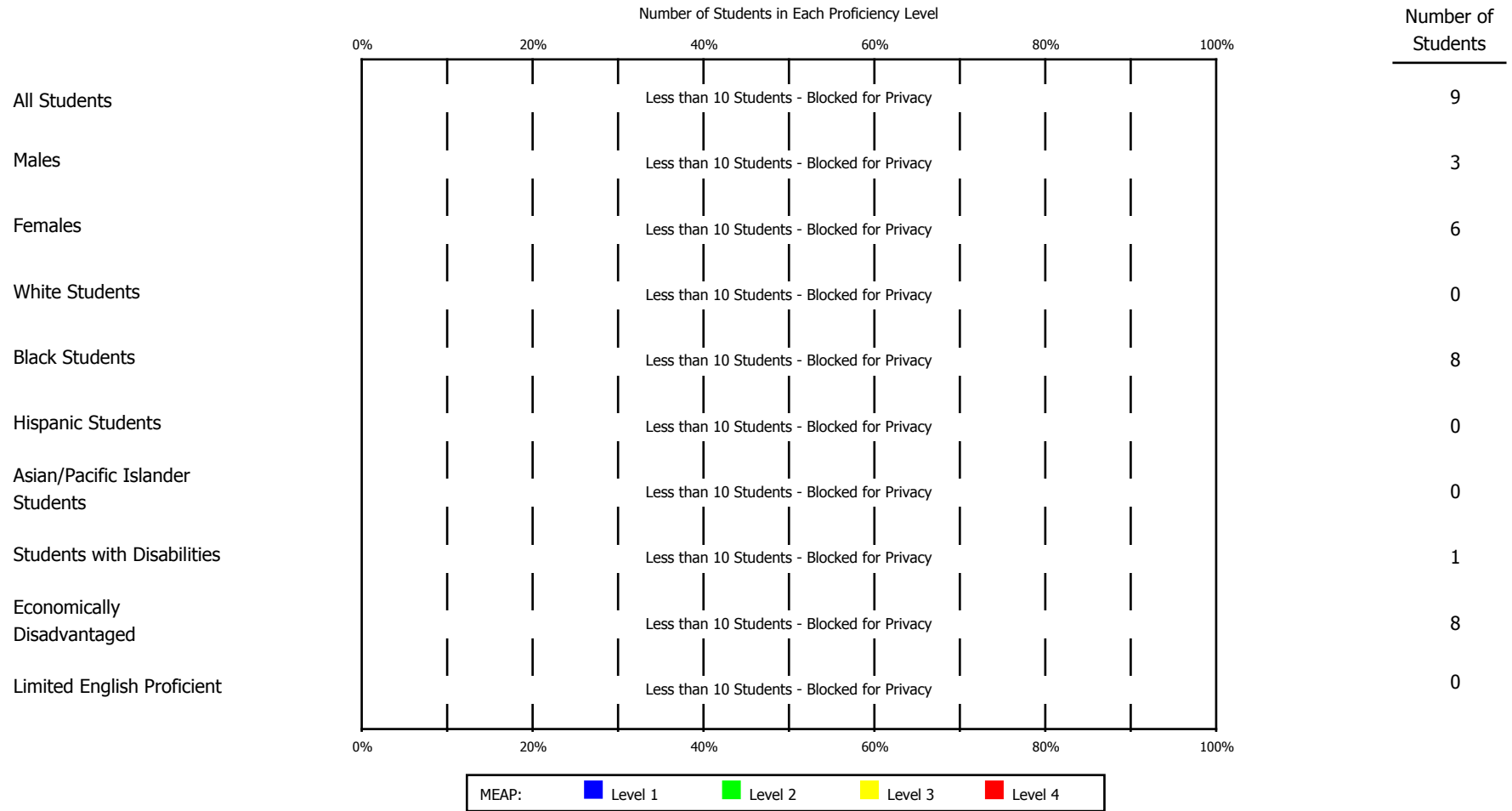


"Provisionally proficient" students are included in Level 2.

QuickFinder Code:
PLSUB

Percentage of Students in Each Proficiency Level, by Subgroups of Students

The Leona Group Saginaw Preparatory Academy MEAP Grade 6 Mathematics • 2007-08

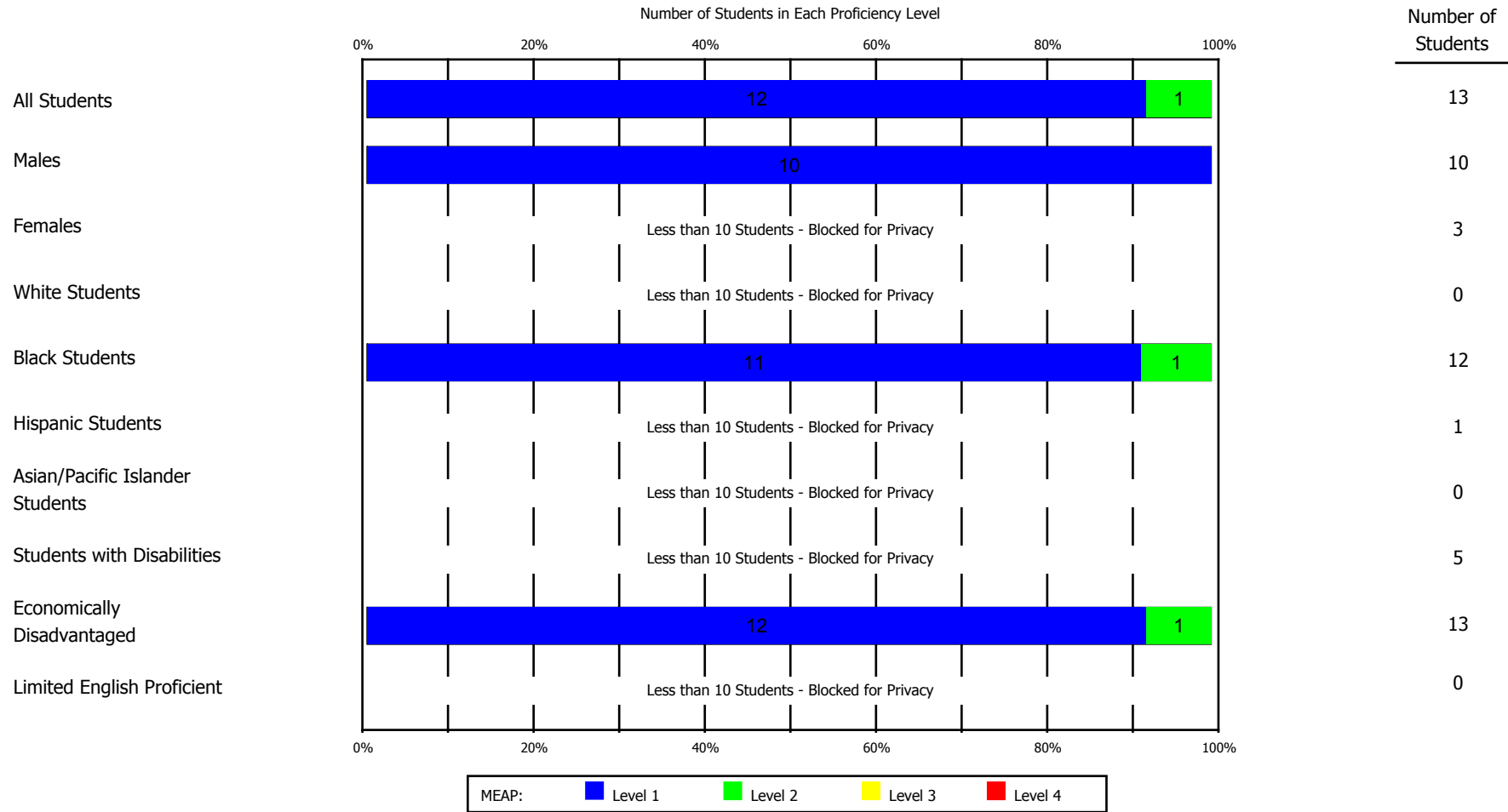


"Provisionally proficient" students are included in Level 2.

QuickFinder Code:
PLSUB

Percentage of Students in Each Proficiency Level, by Subgroups of Students

The Leona Group Saginaw Preparatory Academy MEAP Grade 7 Mathematics • 2007-08



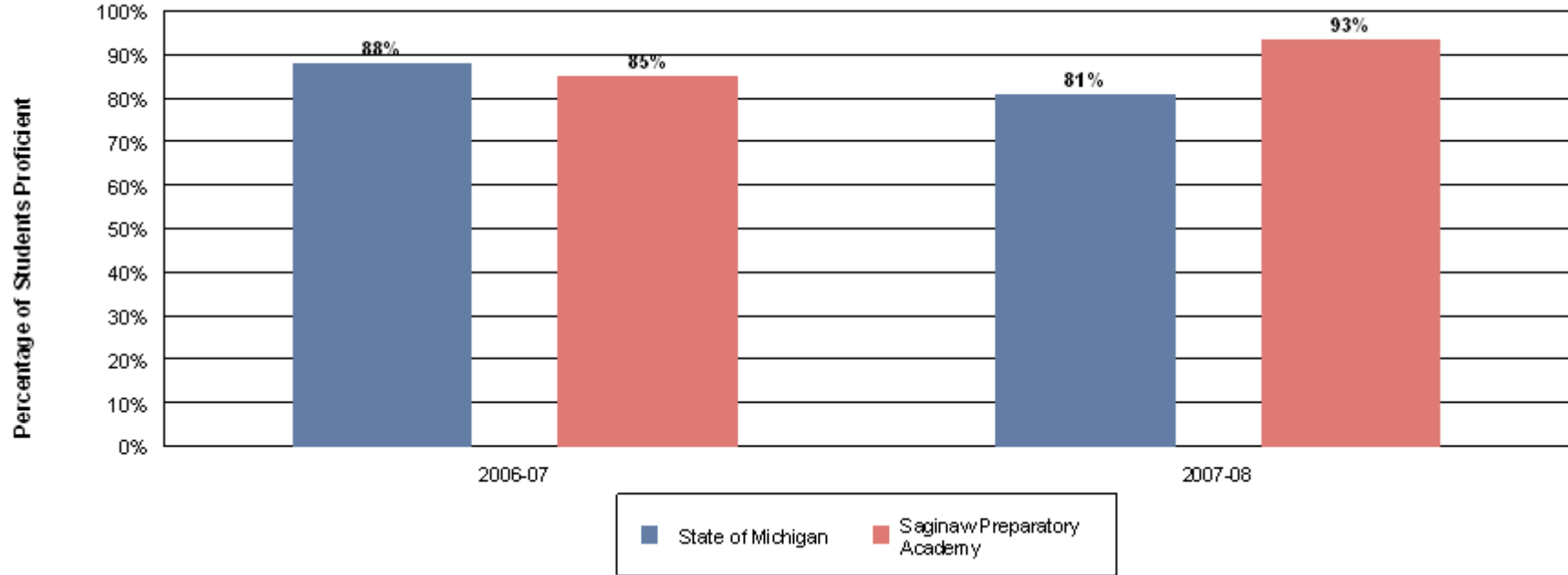
"Provisionally proficient" students are included in Level 2.

QuickFinder Code:
PLSUB

Percentage of Students Scoring in Proficient Levels on MEAP Test, Grouped by Instructional School and State



The Leona Group MEAP Grade 3 English Language Arts



# Students in Each Group		2006-07	2007-08
State of Michigan •	Not Proficient	41,922	109,045
State of Michigan •	Proficient	303,966	464,905
Saginaw Preparatory Academy •	Not Proficient	3	1
Saginaw Preparatory Academy •	Proficient	17	14

State totals and percents include all students tested, and may vary slightly from published figures due to rounding.

QuickFinder Code:
PLPBSS

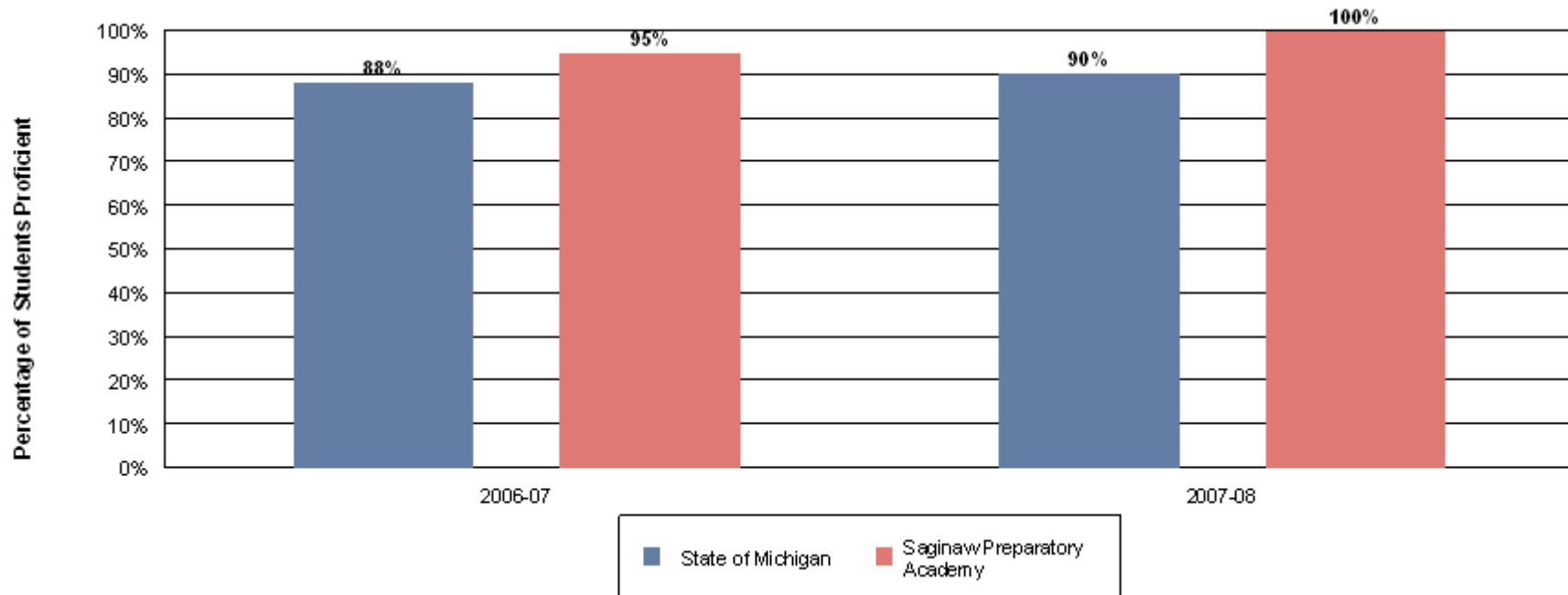


This report includes only tests that qualify for AYP, which for elementary and middle school levels includes only first-time test takers (no retests), and for high school level includes the best score from amongst 10th and 11th graders. AYP excludes test records with an unknown proficiency level, or those marked as Explicitly Excluded, Not Included, Home School, Not Tested, Parent Exempt, Postgraduate, Unethical, Absent, Less Than Full Academic Year, Not Available, or given a Non-Standard Testing Accommodation. Starting in Winter 2004-05 for Elementary and Middle level tests and Class of 2006 for High School level, students that are within two standard errors of measurement of the proficiency cutoff on Language Arts and Mathematics are considered "provisionally proficient" and counted as proficient for AYP calculations.

Percentage of Students Scoring in Proficient Levels on MEAP Test, Grouped by Instructional School and State



The Leona Group MEAP Grade 3 Mathematics



# Students in Each Group		2006-07	2007-08
State of Michigan •	Not Proficient	42,147	46,224
State of Michigan •	Proficient	309,108	416,012
Saginaw Preparatory Academy •	Not Proficient	1	0
Saginaw Preparatory Academy •	Proficient	18	15

State totals and percents include all students tested, and may vary slightly from published figures due to rounding.

QuickFinder Code:
PLPBSS

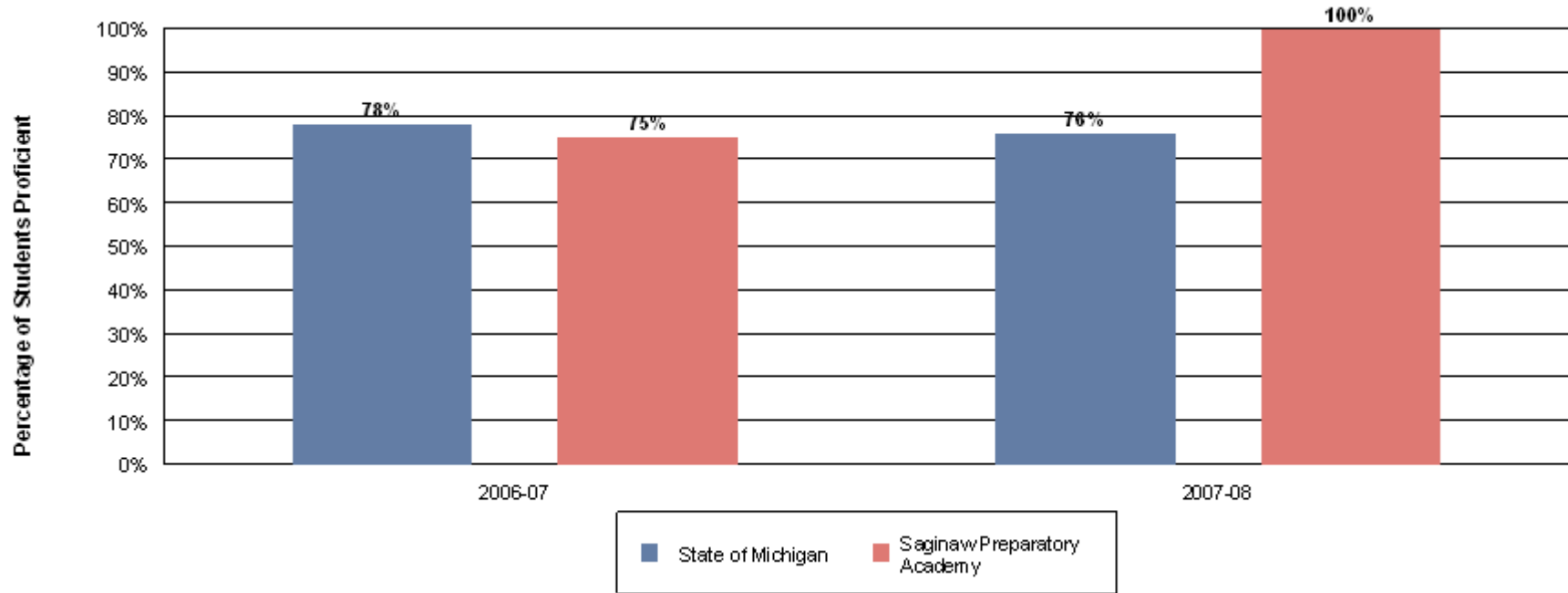


This report includes only tests that qualify for AYP, which for elementary and middle school levels includes only first-time test takers (no retests), and for high school level includes the best score from amongst 10th and 11th graders. AYP excludes test records with an unknown proficiency level, or those marked as Explicitly Excluded, Not Included, Home School, Not Tested, Parent Exempt, Postgraduate, Unethical, Absent, Less Than Full Academic Year, Not Available, or given a Non-Standard Testing Accommodation. Starting in Winter 2004-05 for Elementary and Middle level tests and Class of 2006 for High School level, students that are within two standard errors of measurement of the proficiency cutoff on Language Arts and Mathematics are considered "provisionally proficient" and counted as proficient for AYP calculations.

Percentage of Students Scoring in Proficient Levels on MEAP Test, Grouped by Instructional School and State



The Leona Group MEAP Grade 4 English Language Arts



# Students in Each Group		2006-07	2007-08
State of Michigan •	Not Proficient	51,116	55,152
State of Michigan •	Proficient	181,238	174,648
Saginaw Preparatory Academy •	Not Proficient	5	0
Saginaw Preparatory Academy •	Proficient	15	17

State totals and percents include all students tested, and may vary slightly from published figures due to rounding.

QuickFinder Code:
PLPBSS

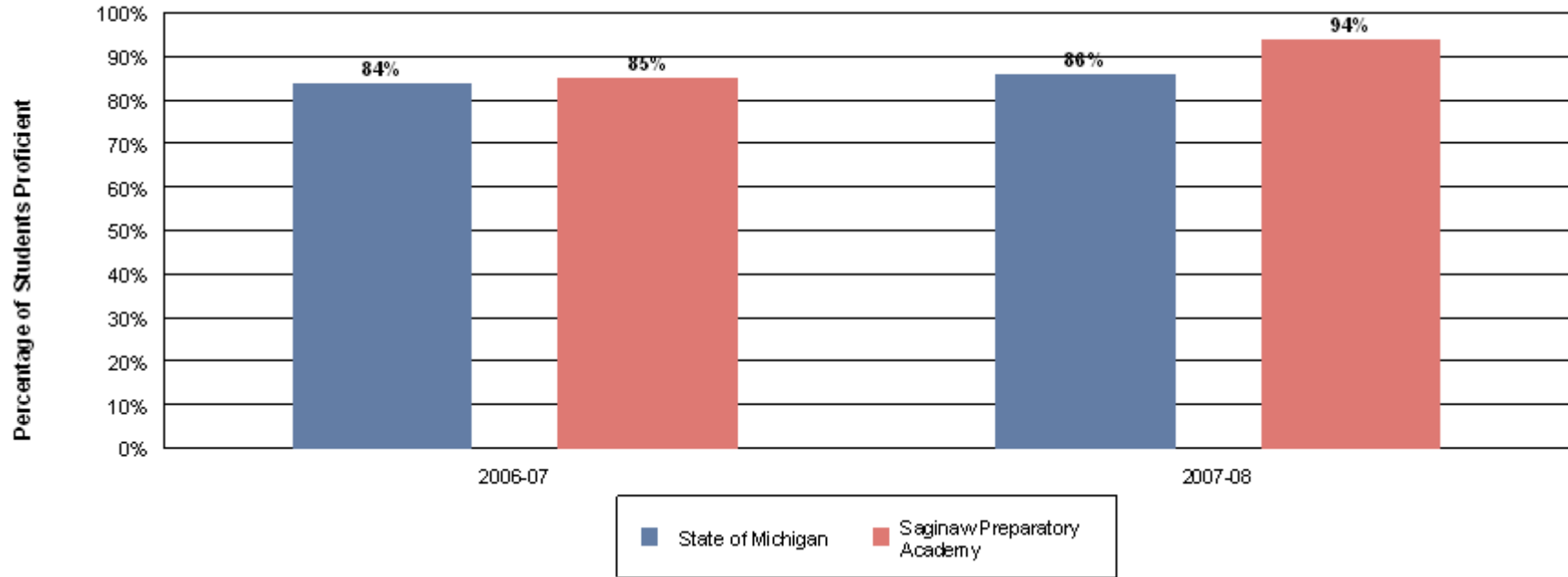


This report includes only tests that qualify for AYP, which for elementary and middle school levels includes only first-time test takers (no retests), and for high school level includes the best score from amongst 10th and 11th graders. AYP excludes test records with an unknown proficiency level, or those marked as Explicitly Excluded, Not Included, Home School, Not Tested, Parent Exempt, Postgraduate, Unethical, Absent, Less Than Full Academic Year, Not Available, or given a Non-Standard Testing Accommodation. Starting in Winter 2004-05 for Elementary and Middle level tests and Class of 2006 for High School level, students that are within two standard errors of measurement of the proficiency cutoff on Language Arts and Mathematics are considered "provisionally proficient" and counted as proficient for AYP calculations.

Percentage of Students Scoring in Proficient Levels on MEAP Test, Grouped by Instructional School and State



The Leona Group MEAP Grade 4 Mathematics



# Students in Each Group		2006-07	2007-08
State of Michigan •	Not Proficient	74,928	48,594
State of Michigan •	Proficient	393,380	298,506
Saginaw Preparatory Academy •	Not Proficient	3	1
Saginaw Preparatory Academy •	Proficient	17	16

State totals and percents include all students tested, and may vary slightly from published figures due to rounding.



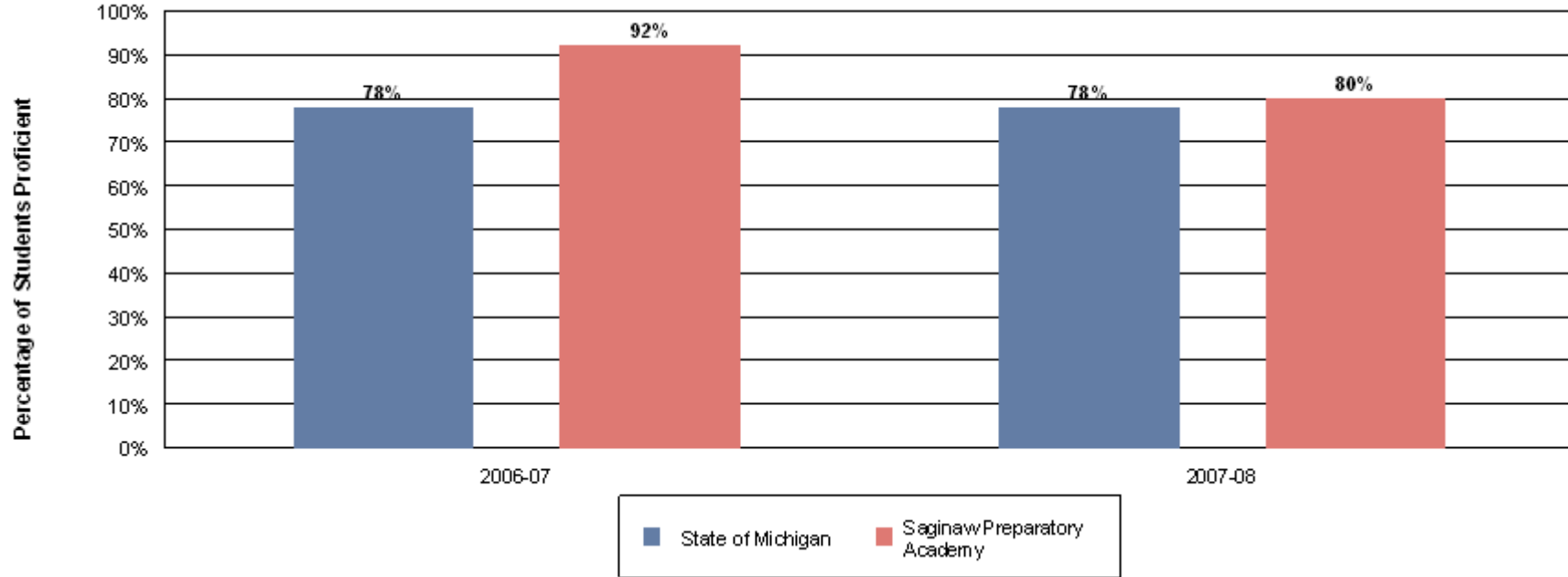
This report includes only tests that qualify for AYP, which for elementary and middle school levels includes only first-time test takers (no retests), and for high school level includes the best score from amongst 10th and 11th graders. AYP excludes test records with an unknown proficiency level, or those marked as Explicitly Excluded, Not Included, Home School, Not Tested, Parent Exempt, Postgraduate, Unethical, Absent, Less Than Full Academic Year, Not Available, or given a Non-Standard Testing Accommodation. Starting in Winter 2004-05 for Elementary and Middle level tests and Class of 2006 for High School level, students that are within two standard errors of measurement of the proficiency cutoff on Language Arts and Mathematics are considered "provisionally proficient" and counted as proficient for AYP calculations.

QuickFinder Code:
PLPBSS

Percentage of Students Scoring in Proficient Levels on MEAP Test, Grouped by Instructional School and State



The Leona Group MEAP Grade 5 English Language Arts



# Students in Each Group		2006-07	2007-08
State of Michigan •	Not Proficient	77,220	75,702
State of Michigan •	Proficient	270,270	268,407
Saginaw Preparatory Academy •	Not Proficient	1	4
Saginaw Preparatory Academy •	Proficient	12	16

State totals and percents include all students tested, and may vary slightly from published figures due to rounding.

QuickFinder Code:
PLPBSS

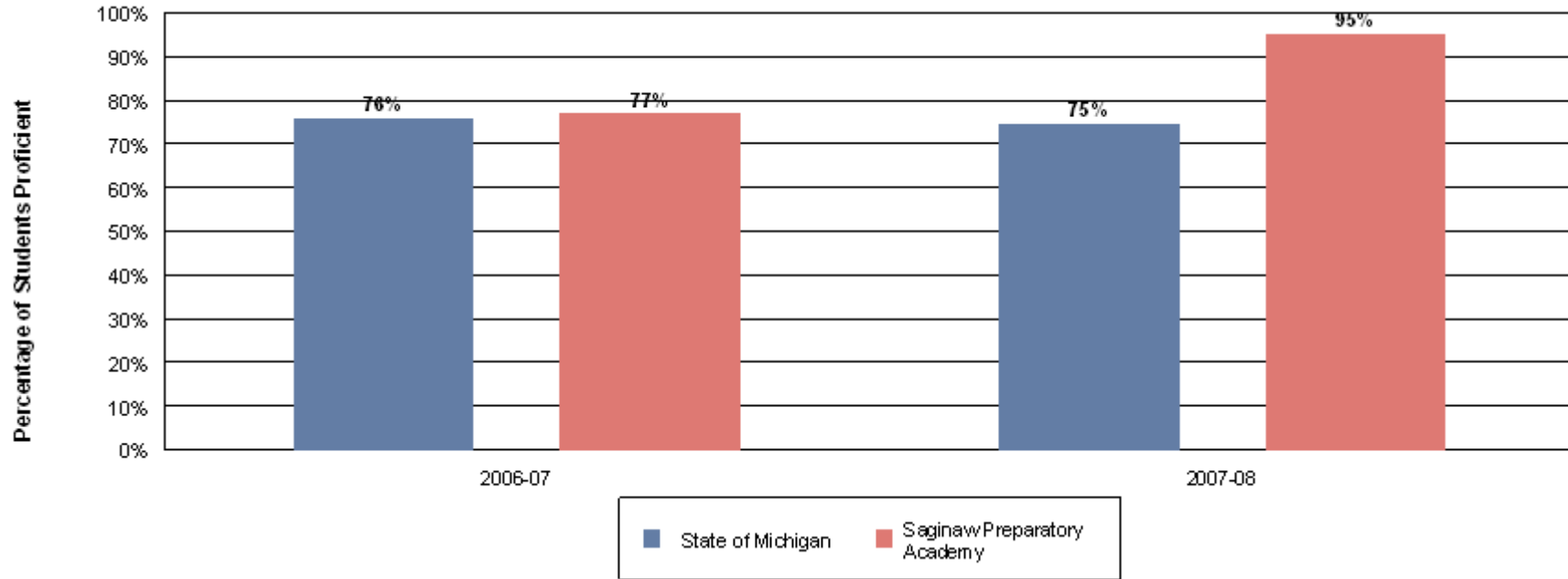


This report includes only tests that qualify for AYP, which for elementary and middle school levels includes only first-time test takers (no retests), and for high school level includes the best score from amongst 10th and 11th graders. AYP excludes test records with an unknown proficiency level, or those marked as Explicitly Excluded, Not Included, Home School, Not Tested, Parent Exempt, Postgraduate, Unethical, Absent, Less Than Full Academic Year, Not Available, or given a Non-Standard Testing Accommodation. Starting in Winter 2004-05 for Elementary and Middle level tests and Class of 2006 for High School level, students that are within two standard errors of measurement of the proficiency cutoff on Language Arts and Mathematics are considered "provisionally proficient" and counted as proficient for AYP calculations.

Percentage of Students Scoring in Proficient Levels on MEAP Test, Grouped by Instructional School and State



The Leona Group MEAP Grade 5 Mathematics



# Students in Each Group		2006-07	2007-08
State of Michigan •	Not Proficient	84,834	87,030
State of Michigan •	Proficient	268,641	257,619
Saginaw Preparatory Academy •	Not Proficient	3	1
Saginaw Preparatory Academy •	Proficient	10	19

State totals and percents include all students tested, and may vary slightly from published figures due to rounding.

QuickFinder Code:
PLPBSS

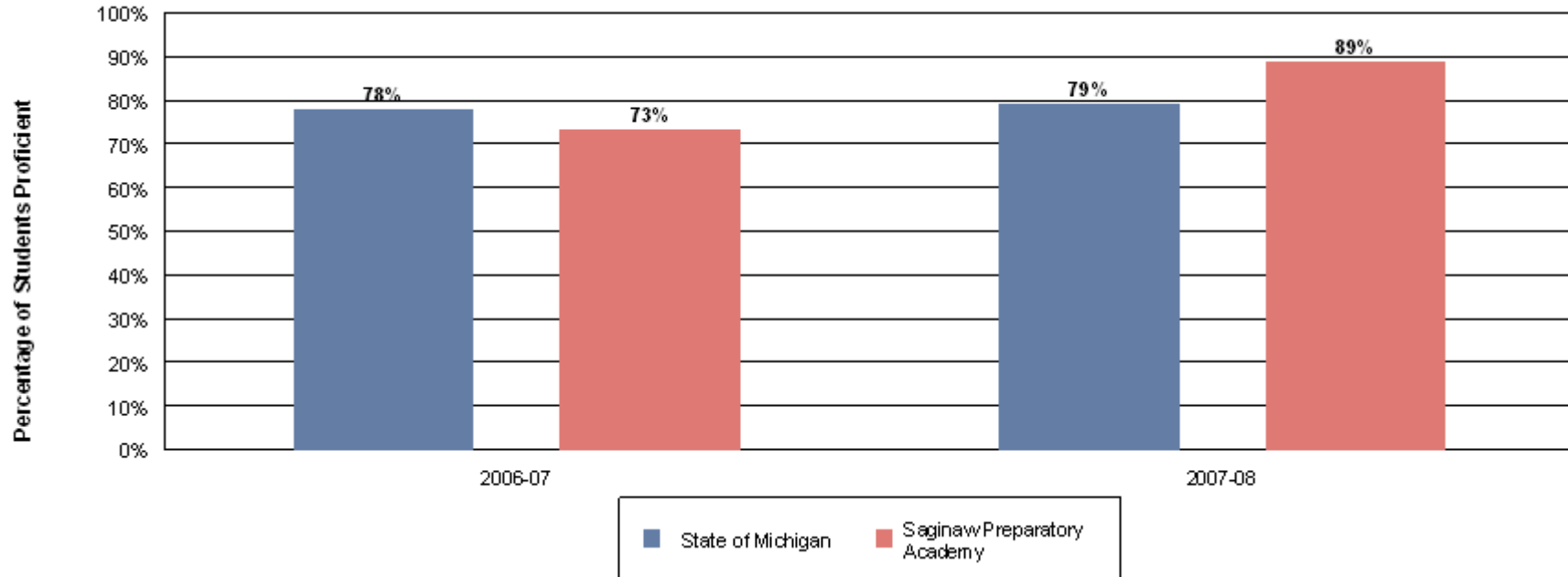


This report includes only tests that qualify for AYP, which for elementary and middle school levels includes only first-time test takers (no retests), and for high school level includes the best score from amongst 10th and 11th graders. AYP excludes test records with an unknown proficiency level, or those marked as Explicitly Excluded, Not Included, Home School, Not Tested, Parent Exempt, Postgraduate, Unethical, Absent, Less Than Full Academic Year, Not Available, or given a Non-Standard Testing Accommodation. Starting in Winter 2004-05 for Elementary and Middle level tests and Class of 2006 for High School level, students that are within two standard errors of measurement of the proficiency cutoff on Language Arts and Mathematics are considered "provisionally proficient" and counted as proficient for AYP calculations.

Percentage of Students Scoring in Proficient Levels on MEAP Test, Grouped by Instructional School and State



The Leona Group MEAP Grade 6 English Language Arts



# Students in Each Group		2006-07	2007-08
State of Michigan •	Not Proficient	53,138	73,479
State of Michigan •	Proficient	188,402	279,939
Saginaw Preparatory Academy •	Not Proficient	4	1
Saginaw Preparatory Academy •	Proficient	11	8

State totals and percents include all students tested, and may vary slightly from published figures due to rounding.

QuickFinder Code:
PLPBSS

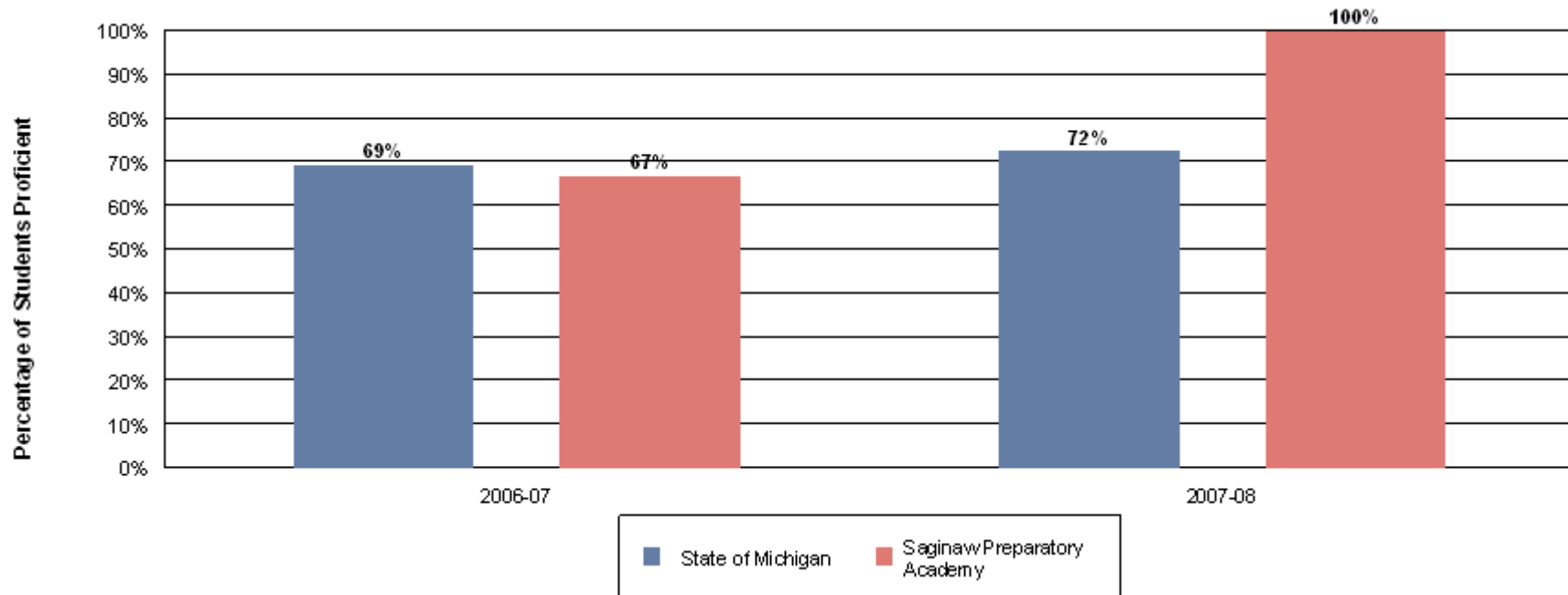


This report includes only tests that qualify for AYP, which for elementary and middle school levels includes only first-time test takers (no retests), and for high school level includes the best score from amongst 10th and 11th graders. AYP excludes test records with an unknown proficiency level, or those marked as Explicitly Excluded, Not Included, Home School, Not Tested, Parent Exempt, Postgraduate, Unethical, Absent, Less Than Full Academic Year, Not Available, or given a Non-Standard Testing Accommodation. Starting in Winter 2004-05 for Elementary and Middle level tests and Class of 2006 for High School level, students that are within two standard errors of measurement of the proficiency cutoff on Language Arts and Mathematics are considered "provisionally proficient" and counted as proficient for AYP calculations.

Percentage of Students Scoring in Proficient Levels on MEAP Test, Grouped by Instructional School and State



The Leona Group MEAP Grade 6 Mathematics



# Students in Each Group		2006-07	2007-08
State of Michigan •	Not Proficient	150,664	66,038
State of Michigan •	Proficient	335,356	172,170
Saginaw Preparatory Academy •	Not Proficient	5	0
Saginaw Preparatory Academy •	Proficient	10	9

State totals and percents include all students tested, and may vary slightly from published figures due to rounding.

QuickFinder Code:
PLPBSS

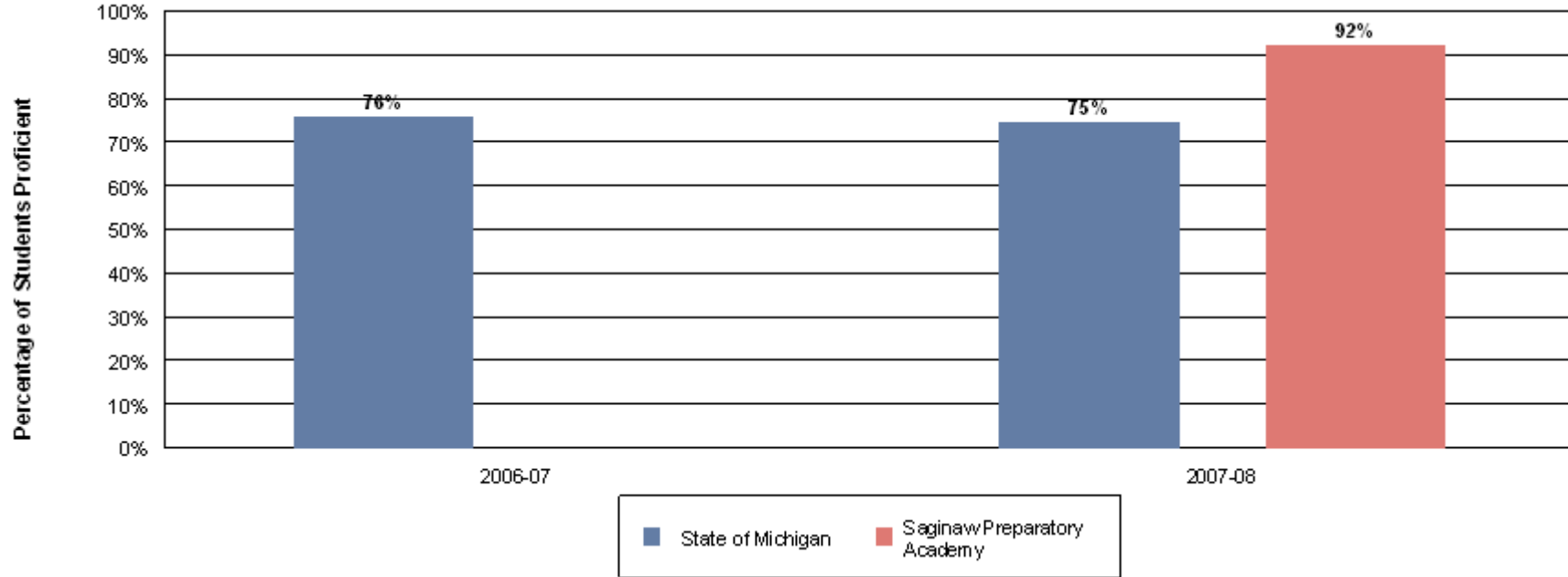


This report includes only tests that qualify for AYP, which for elementary and middle school levels includes only first-time test takers (no retests), and for high school level includes the best score from amongst 10th and 11th graders. AYP excludes test records with an unknown proficiency level, or those marked as Explicitly Excluded, Not Included, Home School, Not Tested, Parent Exempt, Postgraduate, Unethical, Absent, Less Than Full Academic Year, Not Available, or given a Non-Standard Testing Accommodation. Starting in Winter 2004-05 for Elementary and Middle level tests and Class of 2006 for High School level, students that are within two standard errors of measurement of the proficiency cutoff on Language Arts and Mathematics are considered "provisionally proficient" and counted as proficient for AYP calculations.

Percentage of Students Scoring in Proficient Levels on MEAP Test, Grouped by Instructional School and State



The Leona Group MEAP Grade 7 English Language Arts



Students in Each Group

		2006-07	2007-08
State of Michigan •	Not Proficient	29,768	90,891
State of Michigan •	Proficient	93,028	269,043
Saginaw Preparatory Academy •	Not Proficient	0	1
Saginaw Preparatory Academy •	Proficient	0	12

State totals and percents include all students tested, and may vary slightly from published figures due to rounding.



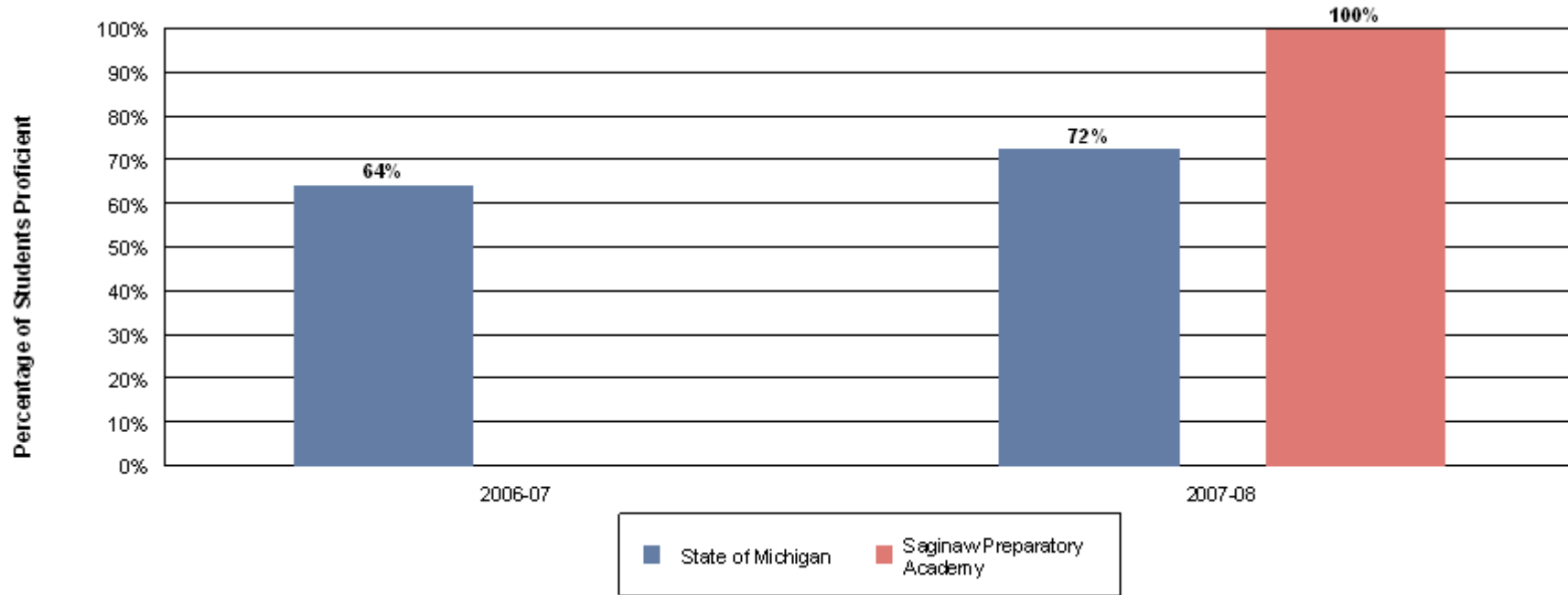
This report includes only tests that qualify for AYP, which for elementary and middle school levels includes only first-time test takers (no retests), and for high school level includes the best score from amongst 10th and 11th graders. AYP excludes test records with an unknown proficiency level, or those marked as Explicitly Excluded, Not Included, Home School, Not Tested, Parent Exempt, Postgraduate, Unethical, Absent, Less Than Full Academic Year, Not Available, or given a Non-Standard Testing Accommodation. Starting in Winter 2004-05 for Elementary and Middle level tests and Class of 2006 for High School level, students that are within two standard errors of measurement of the proficiency cutoff on Language Arts and Mathematics are considered "provisionally proficient" and counted as proficient for AYP calculations.

QuickFinder Code:
PLPBSS

Percentage of Students Scoring in Proficient Levels on MEAP Test, Grouped by Instructional School and State



The Leona Group MEAP Grade 7 Mathematics



# Students in Each Group		2006-07	2007-08
State of Michigan •	Not Proficient	44,914	102,279
State of Michigan •	Proficient	79,847	266,658
Saginaw Preparatory Academy •	Proficient	0	13

State totals and percents include all students tested, and may vary slightly from published figures due to rounding.



This report includes only tests that qualify for AYP, which for elementary and middle school levels includes only first-time test takers (no retests), and for high school level includes the best score from amongst 10th and 11th graders. AYP excludes test records with an unknown proficiency level, or those marked as Explicitly Excluded, Not Included, Home School, Not Tested, Parent Exempt, Postgraduate, Unethical, Absent, Less Than Full Academic Year, Not Available, or given a Non-Standard Testing Accommodation. Starting in Winter 2004-05 for Elementary and Middle level tests and Class of 2006 for High School level, students that are within two standard errors of measurement of the proficiency cutoff on Language Arts and Mathematics are considered "provisionally proficient" and counted as proficient for AYP calculations.

QuickFinder Code:
PLPBSS

THE GOLDEN PACKAGE

Of Data Analysis Reports for MEAP and MME
(Annual Report Version)



The Leona Group

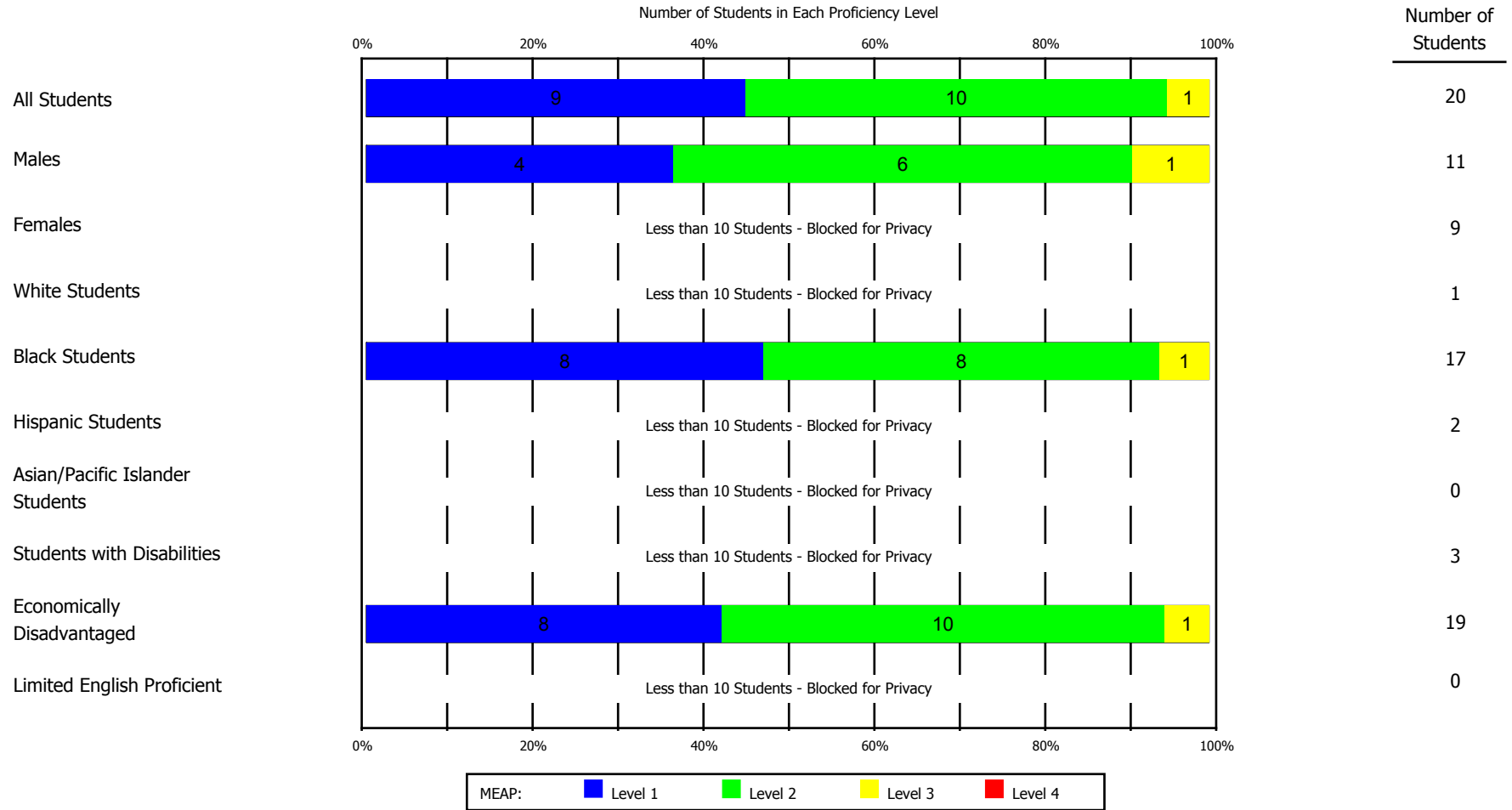
SAGINAW PREPARATORY ACADEMY

Science

Grades 3 through 7 for 2007-08

Percentage of Students in Each Proficiency Level, by Subgroups of Students

The Leona Group Saginaw Preparatory Academy MEAP Grade 5 Science • 2007-08



QuickFinder Code:
PLSUB

THE GOLDEN PACKAGE

Of Data Analysis Reports for MEAP and MME
(Annual Report Version)



The Leona Group

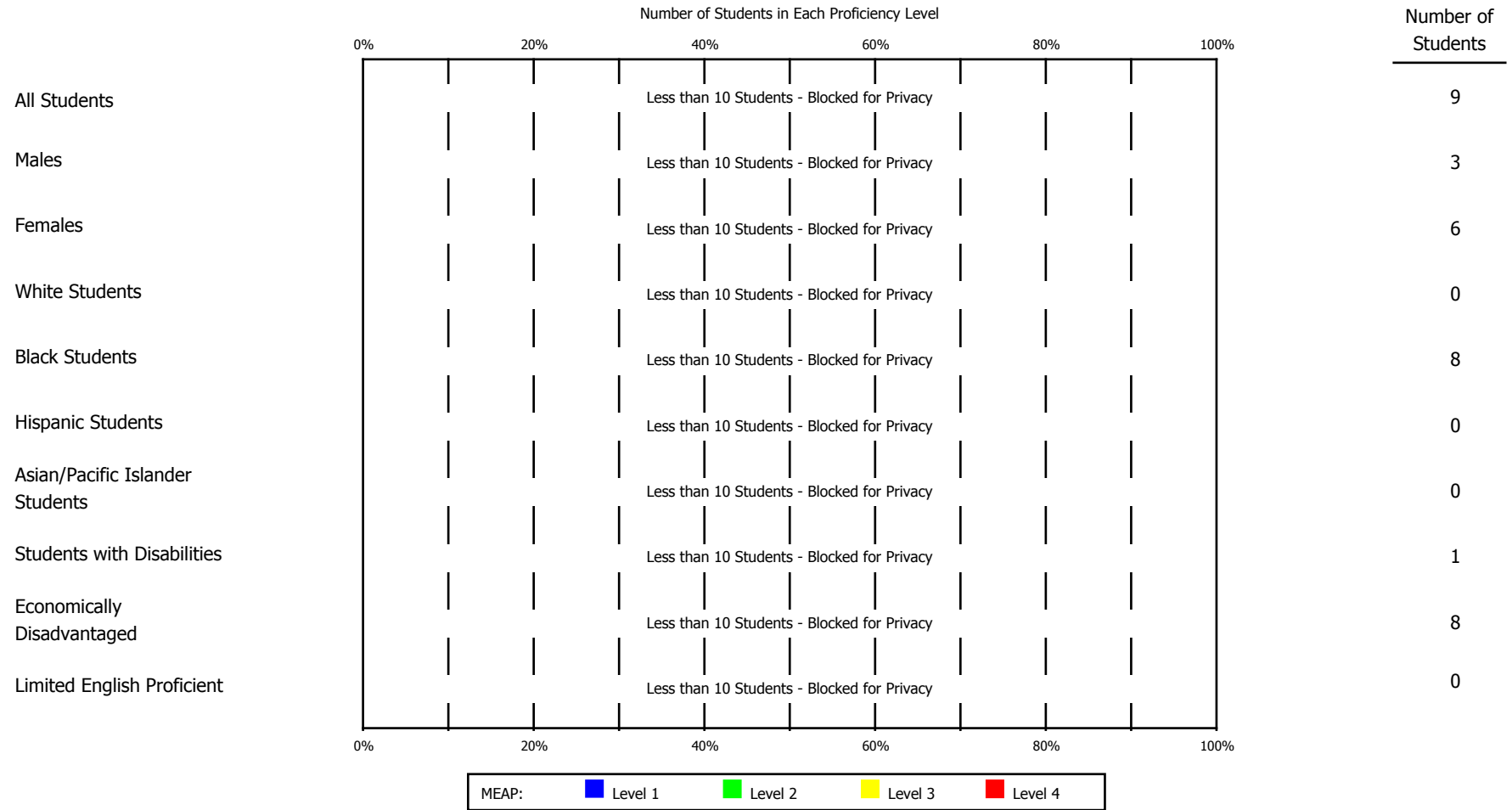
SAGINAW PREPARATORY ACADEMY

Social Studies

Grades 3 through 7 for 2007-08

Percentage of Students in Each Proficiency Level, by Subgroups of Students

The Leona Group Saginaw Preparatory Academy MEAP Grade 6 Social Studies • 2007-08



QuickFinder Code:
PLSUB

Saginaw Preparatory Academy

School : Saginaw Preparatory Academy

Home |
 Classroom |
 District Reports |
 Performance Tests |
 Resources |
 Site Admin

Diagnostic Test Reports: All Subjects Summary



[Preferences](#) |
 [Documents](#) |
 [Help](#)

Archive Year : 2005-2005

[Change](#)

All Subjects Summary

Report Scope: Locations

Time Frame: 8/23/04 to 6/14/05

Broken Down By: Location

Student Filtering: OFF

[Export XLS](#)

Count: 5

Location	Grade	Item Pool	Reading Student Count	Mean Reading SS	SE of Mean Reading SS	Reading Overall SIP (%)	Math Student Count	Mean Math SS	SE of Mean Math SS	Math Overall SIP (%)	Language Arts Student Count	Mean Language Arts SS	SE of Mean Language Arts SS	Language Arts Overall SIP (%)	Science Student Count	Mean Science SS	SE of Mean Science SS	Science Overall SIP (%)
Saginaw Preparatory Academy	Overall		106	2413			106	2332			99	2366			83	2402		
	<u>Grade 2</u>	Grade 2	20	1915	(48)	37	20	2051	(26)	60	19	2092	(32)	49	9	1834	(63)	
	<u>Grade 3</u>	Grade 3	13	2111	(88)	43	12	2208	(49)	55	7	2090	(100)	33	2	2076	(350)	
	<u>Grade 4</u>	Grade 4	16	2528	(59)	70	16	2355	(27)	49	16	2435	(34)	60	15	2363	(28)	
	<u>Grade 5</u>	Grade 5	35	2570	(50)	61	35	2457	(28)	43	35	2461	(30)	54	35	2512	(24)	
	<u>Grade 6</u>	Grade 6	22	2711	(45)	67	23	2434	(30)	29	22	2488	(26)	48	22	2514	(36)	

Time Frame
 Time Frame: 8/23/04 to 6/14/05

Student Filtering: Demographics
 Demographic Filtering: All Included

Student Filtering: Groups
 Group Filtering: All Included

Item Pool	Any collection of Performance Series items i.e., those aligned to state specific standards and grade levels.
Student Count	Number of students who completed a test within a given subject area.
Mean SS	Arithmetic mean of the overall Scaled Score (SS) for a group of interest.
SE of Mean SS	Standard Error of Mean Scaled Score. This is calculated by taking the standard deviation of the group and dividing it by the square root of the Student Count in that group.
SIP (%)	Standards Item Pool score. This represents the percentage of items that a student (or group of students) is expected to answer correctly. The SIP Score is based on the individual Scaled Score (SS) at the student level or the Mean SS at an aggregated group level.
N/A	Not Applicable. No SIP score available for the grade level.

Reading SIP Scores are based on Scantron National Reading Standards. [Click here](#) for more information about this specific Curriculum Alignment Guide.

Math SIP Scores are based on Scantron National Math Standards. [Click here](#) for more information about this specific Curriculum Alignment Guide.

Science SIP Scores are based on Scantron National Science Standards. [Click here](#) for more information about this specific Curriculum Alignment Guide.

LanguageArts SIP Scores are based on Scantron National Language Arts Standards. [Click here](#) for more information about this specific Curriculum Alignment Guide.

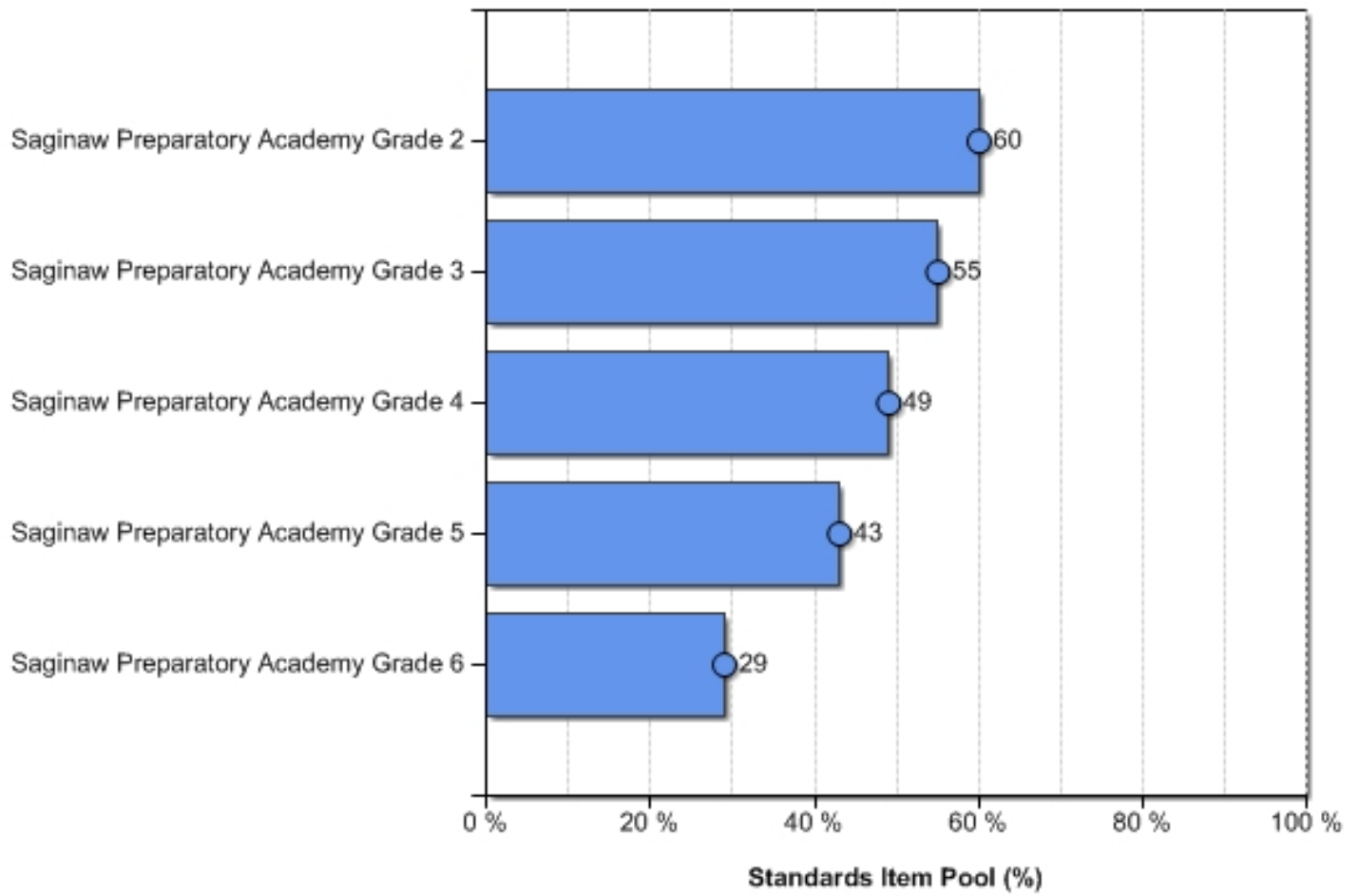
* The Item Pools for this grade level vary by subject area. Please refer to the Curriculum Alignment Guide in the Help Menu for further clarification.

Date: 7/17/08 11:31 a.m.

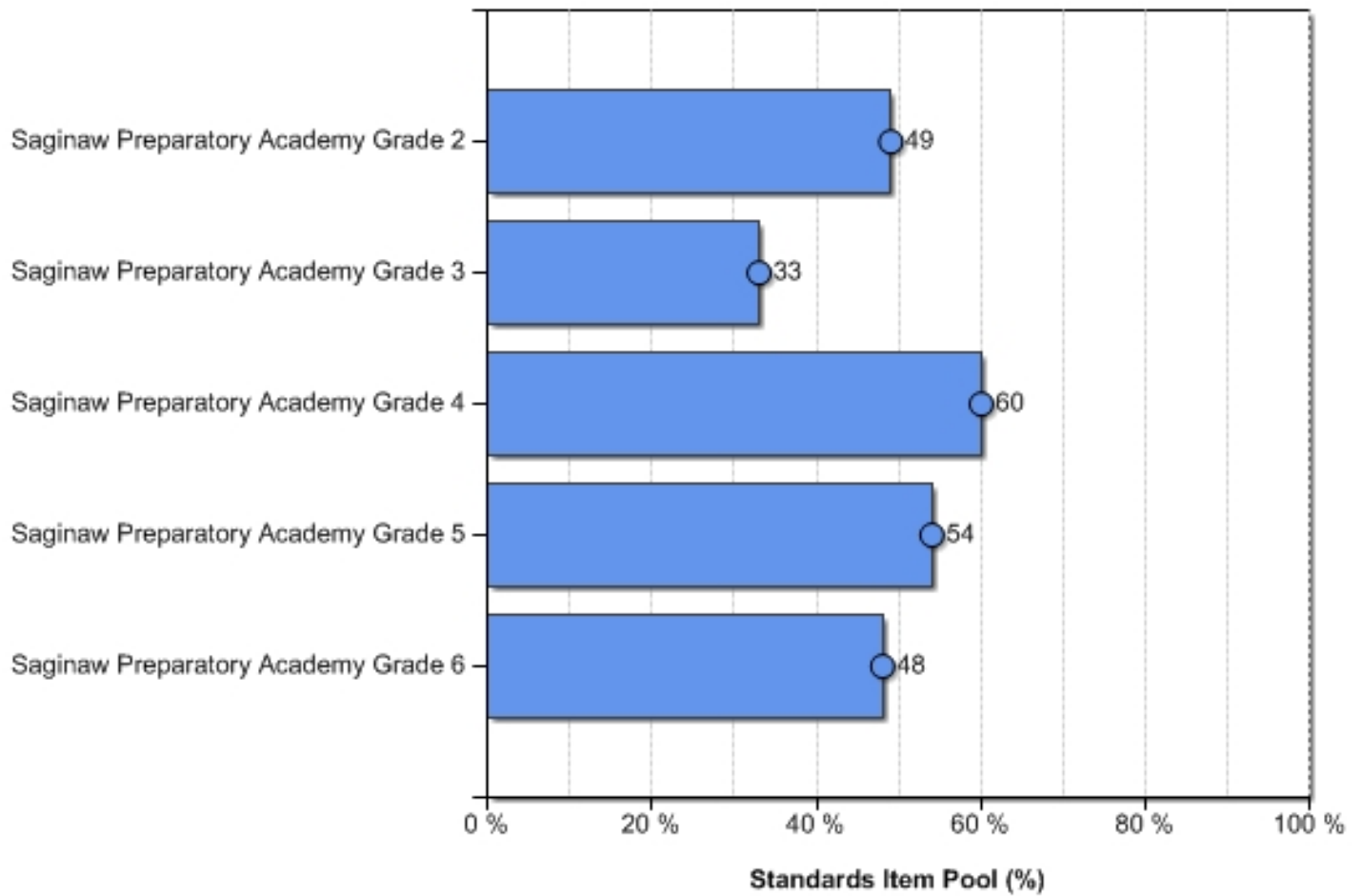


Version 5.5 (build 874)
Copyright © 2001-2008 Scantron Corporation.
All Rights Reserved. Please read the [Terms of Service](#).

Math Overall SIP Report Date: 07-17-2008



Language Arts Overall SIP Report Date: 07-17-2008



Reading Overall SIP Report Date: 07-17-2008

